



# WORKPLACE ERGONOMICS CATALOGUE



# WELCOME TO SHAPE POSTURE SEATING

---

For over 45 years we have been a family owned and run business, providing:

**A comprehensive range of specialist posture seating and other equipment designed to overcome problems such as back pain in the workplace and home.**

•  
**DSE workplace assessments & advice.**

•  
**14 day user trial on the majority of our chairs.**

•  
**Nationwide service.**

We relate to our customers and build relationships to ensure that those perennial essentials of customer service, reliable deliveries, kept promises and personal attention are combined with expertise provided by all members of Shape.

Whether you ask us to just provide you with a chair or carry out a workplace assessment, we will always attempt to give you a level of advice and service that is quite unique in our industry.

Our primary aim is to understand your requirements, interpret them correctly and to leave you with the feeling that you have made the right choice by using Shape Posture Seating. Our clients tell us we are succeeding.

The following pages are intended as a guide to our most popular ergonomic solutions, but if you can't find the solution that is right for you, please contact us and we will do our utmost to help.

Thank you for your custom.  
All the team at Shape Posture Seating

---

Pam Edwards  
(Owner, CEO)

Hayley Hallam  
(Account Manager)

Mick Davies  
(Installations)

Mark Hallam  
(Managing Director)

Sally Smith  
(Account Manager)

Sophie Winlow  
(Accounts)

Becky Hallam  
(Director)

Dave Edwards  
(Installations)

Margaret Wren  
(Accounts)



|                                       |           |
|---------------------------------------|-----------|
| <b>INTRODUCTION</b>                   | <b>7</b>  |
| <b>SPECIALIST ERGONOMIC SEATING</b>   |           |
| Adapt 600 Series                      | 8         |
| Adapt V600                            | 10        |
| RH Logic 300/400                      | 12        |
| Hoganas +361/+381                     | 14        |
| Active Ergonomics FLO                 | 16        |
| Active Ergonomics Spira PLUS          | 18        |
| Axia 2.0 Series                       | 20        |
| Grahl Duo-Back Type 11                | 22        |
| <b>BARIATRIC SEATING</b>              | <b>23</b> |
| BodyBilt                              | 24        |
| Adapt 700                             | 25        |
| <b>BESPOKE PETIT SEATING</b>          | <b>26</b> |
| Adapt 200                             | 27        |
| <b>ERGONOMIC TASK SEATING</b>         | <b>28</b> |
| Active Ergonomics Joy OH              | 29        |
| Sven G1                               | 29        |
| Activ ME600                           | 29        |
| Adapt 500                             | 30        |
| <b>MESH SEATING</b>                   | <b>32</b> |
| Ergohuman                             | 33        |
| ENJOY                                 | 33        |
| <b>MOBILITY SEATING</b>               | <b>34</b> |
| Vela Tango 200/300                    | 35        |
| Vela Twist                            | 36        |
| <b>SIT-STAND SEATING</b>              | <b>37</b> |
| HAG Capisco & Capisco Puls            | 39/40     |
| SCORE Amazon                          | 41        |
| Ascot Saddle                          | 41        |
| BackApp                               | 42        |
| Varier Move                           | 42        |
| muvman                                | 43        |
| Swopper                               | 43        |
| RH Support                            | 44        |
| <b>KNEELING CHAIRS</b>                | <b>45</b> |
| Varier Variable, Wing & Thatsit       | 46        |
| <b>CONTROL ROOM SEATING</b>           | <b>47</b> |
| KAB 24hr Control Room                 | 48        |
| RH Logic 400 Elite                    | 49        |
| <b>HEIGHT ADJUSTABLE DESKS</b>        | <b>50</b> |
| DeskRise SPS                          | 51        |
| Conset                                | 52        |
| <b>POSTURE AIDS &amp; ACCESSORIES</b> | <b>54</b> |
| Footrests & Leg Supports              | 55        |
| Writing Slopes & Document Holders     | 56        |
| Laptop Stands & Accessories           | 57        |
| Mice & Keyboards                      | 58        |
| Monitor Arms & Stands                 | 60        |
| Arm & Wrist Supports                  | 61        |
| Back Supports                         | 62        |
| Seat Cushions                         | 63        |
| Sit-Stand Platforms                   | 64        |
| <b>WORKPLACE ASSESSMENTS</b>          | <b>65</b> |
| <b>TERMS &amp; CONDITIONS</b>         | <b>66</b> |

# TRIALS, ORDERING & DELIVERY

## Which equipment can I trial?

### Chairs:

Yes, we feel it is essential for the user to feel comfortable in the chair before purchasing. A free two week trial is available. Please ask for more details. *(Some bespoke chairs may not be available for trial, but feel free to ask).*

### Desks:

Sorry, we cannot offer desks on trial. We do have a selection of height adjustable desks in the showroom in order for you to make an informed decision.

### Accessories:

Yes, some items are available for trial. Please ask for details.

### Please Note:

All goods supplied on sale or return will be eligible for refund if returned within 14 days in good condition and in their original packaging. We are not able to refund postage & packaging.

## How do I order?

### Phone:

**01629 814656**

Shape pride ourselves in offering the best advice, and when it comes to choosing ergonomic equipment it is vital that the products chosen are the very best for you or your customers. For this reason we see no better way of ordering your equipment than with a simple phone call.

### Online:

**[www.shape-seating.com](http://www.shape-seating.com)**

If you already know what you need, by using our unique tailored product builder you can purchase everything you need via our secure online shop

### Fax:

**0871 6663549**

### Email:

**[sales@shape-seating.com](mailto:sales@shape-seating.com)**

### Post:

**Shape Posture Seating Rutland Mill, Coombs Road Bakewell, Derbyshire. DE45 1AQ**

### In person:

At our showroom at the above address. We are open Monday to Friday, 9am to 5pm.

## What information do I need to provide?

If appropriate please provide us with a purchase order number, delivery address with postcode, invoicing details and contact name and phone number.

## What is the delivery time?

Delivery times can vary. We will endeavour to arrange delivery as soon as possible. Many stock chairs can be delivered in 7 working days.

## Carriage charges

### Accessories:

**£6.50 - £12.95 + vat depending on size**

### Chairs:

**£20 + vat**

### Desks:

**£25 + vat**

### Installation and set-up charges:

**Please contact Shape**

## Contract & Project Seating

In addition to our specialist seating ranges, our background in office furniture puts us in an ideal position to provide multi-user office chairs to suit a variety of budgets and needs.


We understand that your office seating needs to meet certain criteria regarding health and safety.

We also understand that you want your workforce to be comfortable. Our range of project seating will meet these requirements, while our expertise in posture and ergonomics will provide added value.

**Shape Posture Seating are recognised suppliers of ergonomic equipment to the Access to Work and Disabled Students Allowance sectors.**


# WITH SHAPE IT'S SIMPLE....

**Step 1**  
Advice/Assessment



**Step 2**  
Choose your equipment

**Step 3**  
Try it!



**Step 4**  
Let us know how you get on

**Step 5**  
Enjoy!



We are here to help ANYTIME after



# SPECIALIST ERGONOMIC SEATING









Adapt 600 Series  
Adapt V600  
RH Logic 300 & 400  
Hoganas +361 & +381  
Active Ergonomics FLO  
Active Ergonomics Spira PLUS  
Grahl Duo-Back Type 11  
Axia 2.0 Series

**HSE 2014/15**

**An estimated 9,466,000 working days lost due to WRMSD's – an average of 17.1 days lost for each case**

Our selection of specialist ergonomic chairs has been carefully chosen to give the very best solutions to a range of back pain and musculoskeletal issues – to help improve employee wellbeing and reduce absence.

# GUIDE TO FEATURES

| Feature                   | 600   | V600  | RH Logic  | Hoganas +   | FLO  | Spira +   | Grahl Type II   | Axia 2.0  |
|---------------------------|---|---|---|---|--|---|---|---|
|                           |  |  |  |  |  |  |  |  |
| Price from                | £515 +VAT   | £808 +VAT   | £687 +VAT   | £628 +VAT   | £716 +VAT  | £483 +VAT   | £564 +VAT   | £458 +VAT   |
| Mechanism                 | Knee Tilt   | Knee Tilt   | Knee Tilt   | Multimatic  | Knee Tilt  | Synchronous   | A-Synchronous   | Pelvic Tilt   |
| Back Height               | Small/Medium/High   | Small/Medium/High   | Medium/High   | Medium/High   | Medium/High  | Medium/High   | Medium/Duo Back   | Small/Medium/High   |
| Seat size                 | Sml/Med/Lge/XL + Bespoke  | Sml/Med/Lge/XL + Bespoke  | Med/Lge   | Med/Lge   | Med  | Sml/Med   | Med   | Med/Lge   |
| Independent Back Angle    | ✓   | ✓   | ✓   | ✓   | ✓  | ✓   | ✓   | ✗   |
| Seat depth adjustable     | ✓   | ✓   | ✓   | ✓   | ✓  | ✓   | ✓   | ✓   |
| Seat height adjustable    | ✓   | ✓   | ✓   | ✓   | ✓  | ✓   | ✓   | ✓   |
| Back height adjustable    | ✓   | ✓   | ✓   | ✓   | ✓  | ✓   | ✓   | ✓   |
| Adjustable lumbar         | ✓   | ✓   | ✓   | ✓   | ✓  | ✓   | ✗   | Optional  |
| Adjustable pelvic support | Optional  | Optional  | ✗   | ✗   | ✗  | ✓   | ✗   | Optional  |
| Adjustable thoracic       | Optional  | Optional  | Integral thoracic cushion   | Integral thoracic cushion   | ✓  | ✗   | ✗   | ✗   |
| Neck Rest                 | Optional  | Optional  | Optional  | Optional  | Optional   | Optional  | Optional  | Optional  |
| Weight rating             | 23.5 stone  | 23.5 stone  | 23.5 stone  | 20 stone  | 23.5 stone   | 23.5 stone  | 19.5 stone  | 23.5 stone  |
| Warranty                  | 5 years   | 5 years   | 10 years  | 10 years  | 5 years  | 5 years   | 5 years   | 10 years  |
| Coccyx Cut out options    | ✓   | ✓   | ✓   | ✓   | ✓  | ✓   | ✓   | ✓   |
| Memory foam seat          | ✓   | ✓   | Optional  | Optional  | ✓  | ✓   | Optional  | Optional  |

# ADAPT 600 SERIES

From £515 + vat

Best for: Lumbar support & neck/shoulder support

Choice of armrests styles

Memory foam seat as standard

Adjustable tension control

Choice of castors & optional movement lock system



Choice of head/neck supports

Backrest angle adjustment

Lumbar support as standard

Free float mechanism, and seat depth adjustment (\*\*gas lift 3 restricts the backwards tilt)

Image shows Adapt 630 with optional 4-D arms, neck roll and sewn edge seat and back rest

## How the chair supports you


The Adapt 600 Series is an extensive range of posture control and support chairs that can be **fully tailored to individual needs**. The backrest and seat can be modified\* to provide support to the right area, and can be fitted with a range of options depending on the needs of the user.

## How the chair moves

The Adapt 600 Series has an A-Synchronous **knee-tilt**, free-floating, movement mechanism that allows the chair to stay in contact with you at all times. The backrest and seat remain at the same angle, stabilising the hips and pelvis whilst locking the support into the lumbar spine **and** maintaining contact into the thoracic spine.

Weight Limit: 23.5 Stone  
Warranty: 5 Years (8 Hour Use)

### FREE FLOAT KNEE TILT



### SUITABLE FOR

-  COCCYX PAIN
-  LUMBAR PAIN
-  NECK & SHOULDER
-  PELVIC PAIN
-  SCIATIC PAIN
-  SPINAL CURVATURE OR PRESSURE

## ADAPT 630 STANDARD DIMENSIONS \*

Back Height: 560-620mm  
Back Width: 480mm  
Seat Depth: 440-500mm  
Seat Width: 480mm  
Seat Height: 480-630mm\*

\*The seat and backrest dimensions can be modified to suit the individual needs. Please enquire for more details. \*\*Standard seat height 480-630mm. See over page for options available



## EXTRAS

## CHOICE OF CASTORS (65MM)

**Carpet Castors: as standard**

SWC: Soft Wheel Castors for Hard Floors:  
**£15 + vat/Set of 5**

BLC: Brake Loaded Castors:  
**£20 + vat/Set of 5**

BUC: Brake Unloaded Castors:  
**£20 + vat/Set of 5**

## CHOICE OF HEAD/NECK RESTS



Headrest:  
(Articulating Head Support)  
**£70 + vat**



V Rest:  
(Articulating Head & Neck Support)  
**£95 + vat**



Neck Curve:  
(Articulating Neck Support)  
**£70 + vat**



Neck Roll:  
(Articulating Neck Support)  
**£70 + vat**

## CHOICE OF ARMRESTS



HAA Armrests:  
(Height & Width Adjustable Armrests)  
**£70 + vat**



RETR Armrests:  
(Depth, Height & Width Adjustable Armrests)  
**£75 + vat**



GELRETR Armrests:  
(Depth, Height & Width Adjustable Armrests with GEL  
arm tops)  
**£110 + vat**



WSARM Armrests:  
(Rotating, Height & Width Adjustable Armrests)  
**£75 + vat**



MSA Armrests:  
(Mobile Articulating, Height & Width Adjustable Armrests)  
**£100 + vat**



4-D Armrests:  
(Depth, Height & Width Adjustable Armrests with  
Rotating PAD)  
**£75 + vat**

## EXTENDED RANGE

## ADAPT 610 From £515 + vat



Standard Dimensions\*  
Back Height: 350-410mm  
Back Width: 460mm  
Seat Depth: 440-500mm  
Seat Width: 480mm  
Seat Height: **480-630mm\*\***

## ADAPT 620 From £520 + vat



Standard Dimensions\*  
Back Height: 480-540mm  
Back Width: 460mm  
Seat Depth: 440-500mm  
Seat Width: 480mm  
Seat Height: **480-630mm\*\***

## ADAPT 630 From £530 + vat



Standard Dimensions\*  
Back Height: 560-620mm  
Back Width: 480mm  
Seat Depth: 440-500mm  
Seat Width: 480mm  
Seat Height: **480-630mm\*\***

## ADAPT 640 From £530 + vat



Standard Dimensions\*  
Back Height: 350-410mm  
Back Width: 460mm  
Seat Depth: 470mm-530mm  
Seat Width: 510mm  
Seat Height: **480-630mm\*\***

## ADAPT 650 From £540 + vat



Standard Dimensions\*  
Back Height: 480-540mm  
Back Width: 460mm  
Seat Depth: 470mm-530mm  
Seat Width: 510mm  
Seat Height: **480-630mm\*\***

## ADAPT 660 From £550 + vat



Standard Dimensions\*  
Back Height: 560-620mm  
Back Width: 460mm  
Seat Depth: 470-530mm  
Seat Width: 510mm  
Seat Height: 480-630mm

## ADAPT 680 From £595 + vat



Standard Dimensions\*  
Back Height: 610-670mm  
Back Width: 510mm  
Seat Depth: 580-640mm  
Seat Width: 600mm  
Seat Height: **480-630mm\*\***

## EXTRAS

## BACKREST MODIFICATIONS



Ergochair Vertical Support - Left and Right  
**£38.00 + vat**



Ergochair Reactive Lumbar Support  
**£40.00 + vat**



Ergochair Sacral Support  
**£23.50 + vat**



Ergochair Thoracic Support  
**£23.50 + vat**



Ergochair Memory Foam Back  
**£33.00 + vat**

## BASE OPTIONS



A battery operated movement lock that fixes the chair to the floor to enable easy access or exit from the chair. The unit comes as standard with a non-rotating gas stem  
**£300.00 + vat**



Ergochair Footring (Glides are Recommended)  
**£25.00 + vat**

## CHOICE OF SEAT HEIGHT



GAS LIFT 1: 430-540mm:  
**£20 + vat**

**GAS LIFT 2: 480-630mm: standard**

GAS LIFT 3: 620-820mm\*\*:  
**£20 + vat**

(\*\*this gas lift requires that we restrict the degree of backwards recline on the mechanism –glides are also recommended and supplied as standard when choosing this option)

## SEAT MODIFICATIONS



Coccyx Cut Out  
**£15.00 + vat**



Coccyx Zone (Fabric Covered)  
**£10.00 + vat**



Split Seat – Min seat depth = 450mm.  
Min width = 410mm  
**£130.00 + vat**



Extra Layer Memory Foam Seat  
**£28.00 + vat**



Inflatable Thigh Support  
**£30.00 + vat**



XL Seat 510Wx500D  
**£21.00 + vat**



XXL Seat 610Wx610D  
**£27 + vat**



Reduced Seat Depth  
(min 340mm)  
**£20.00 + vat**



Reduced Seat Width  
(min 410mm)  
**£20.00 + vat**

### Other seat options include:

Super Memory Foam Seat (Stitched Edge): **£65 + vat**  
Ergocore Seat air cell system: **£60 + vat**  
Sewn Edge Seat: **£25 + vat**

### Other backrest options include:

Super Memory Foam Backrest (Stitched Edge): **£75 + vat**  
Reduced Back Width (Min 410mm): **£21 + vat**  
Extended Back Bar (+75mm): **£22 + vat**  
Sewn Edge Back: **£25 + vat**

### For specialist adaptations please contact Shape – options include:

Bespoke Coccyx Cut-Out or Channel • Contoured Seat  
Foam Sculpting • Flattened Backrest • Massage Chair System (6  
Position + single Heat Pad) can be located in the seat or backrest •  
Heated Pads (Set of 3) can be located in the seat or backrest

# ADAPT<sup>®</sup> V600

From £808 + vat

Best for: Scoliosis, Spodylosis

Tension straps for vertical contouring

Adapt<sup>®</sup> 600 free float mechanism + adjustable tension control

Choice of castors & optional movement lock system



Choice of 9 backrest models

Infinitely adjustable wrap

Air cell options

Choice of 4 seat templates, all with seat depth adjustment



Weight Limit: 23.5 Stone  
Warranty: 5 Years (8 Hour Use)

## How the chair supports you

With all the features of the Adapt<sup>®</sup> 600, the V-Trak<sup>®</sup> modular backrest technology offers independently adjustable lateral supports to allow for asymmetrical profiling, and vertical contour profiling straps for tailored spinal support.

**A bespoke fitting is necessary with all V600 chairs**

### FREE FLOAT KNEE TILT



Free Float Knee Tilt



Back height

Seat depth

Seat height

## How the chair moves

The Adapt<sup>®</sup> V600 uses the same A-Synchronous knee-tilt, free-floating, movement mechanism from the 600 series that allows the chair to stay in contact with you at all times. The backrest and seat remain at the same angle, stabilising the hips and pelvis whilst locking the support into the lumbar spine **and** maintaining contact into the thoracic spine.

Prices From:  
**£808 to £929 + vat** for the basic seat and backrest combination.

### SUITABLE FOR

-  COCCYX PAIN
-  LUMBAR PAIN
-  NECK & SHOULDER
-  PELVIC PAIN
-  SCIATIC PAIN
-  SPINAL CURVATURE OR PRESSURE

**Each chair would be tailored to suit the individual following an assessment, and would be built to include:**

- A Choice of 9 Backrest models
- A Choice of 4 Seat templates  
(All the optional Seat Modifications of the Adapt<sup>®</sup> 600 are available see page 10)
- Optional Telescopic Articulated Head rest with Infinite adjustability and adjustable wings:

Crescent Pad: **£332 + vat**  
Medium Winged Pad: **£293 + vat**  
Large Winged Pad: **£332 + vat**

Optional armrests - All of the Adapt<sup>®</sup> 600 armrest options are available – see page 9  
Optional Movement Lock System - see page 12

# RH LOGIC

From £687 + vat

Best for: Lumbar support & neck/shoulder support



Choice of adjustable armrests

2PP\* Knee tilt free float mechanism & adjustable tension control

Integral thoracic support

Optional height & depth adjustable neck rest

The backrest has an ADJUSTABLE AIR-lumbar support, while the backrest angle can be adjusted separately

Depth adjustable seat with waterfall edge to reduce pressure under the thighs and contoured to reduce pressure in the sitting bones

Image shows RH Logic 400 with optional armrests and neck rest

## How the chair supports you

The RH Logic has been developed based on the two important principles of upright posture and active sitting to improve circulation and activate the muscles.

The backrest includes an integral air lumbar support and is designed with a thoracic support to encourage the shoulders back and the chest to open.


Weight Limit: 23.5 Stone  
Warranty: 10 Years (9 Hour Use)

## How the chair moves

The RH Logic chair incorporates the unique knee-tilt free floating action based on the 2-Point Principle (\*2PP). The chair pivots around the two main articulation points of the body – the knees and hips, providing the user with superior contact throughout the body.

In this chair you choose your position. The chair follows the smallest movement and gives you full strain relief, support and comfort. All the controls can be reached while sitting in the chair, facilitating ease of use.

### FREE FLOAT KNEE TILT



### SUITABLE FOR



COCCYX PAIN



NECK & SHOULDER



LUMBAR PAIN



SCIATIC PAIN

## RH LOGIC 400 STANDARD DIMENSIONS \*

Back Height: 600-680mm  
Back Width: 445mm  
Seat Depth: 475-535mm  
Seat Width: 465mm  
Seat Height: 415-525mm\*

\*See next page for more seat height options

## EXTRAS

## CHOICE OF CASTORS (65MM)



**Carpet Castors: as standard**

SWC: Soft Wheel Castors for Hard Floors:  
£0 + vat/Set of 5

## CHOICE OF HEAD/NECK RESTS



Adjustable Neck Support  
£54 + vat



Adjustable Extend Neck Support  
£90 + vat

## CHOICE OF ARMRESTS



8S Rotating Armrests (Rotating, Height & Width Adjustable Armrests)  
£90 + vat



8E Extending Armrests (Depth, Height & Width Adjustable Armrests)  
£94 + vat



8R2D Mobile Armrest (Mobile Armrest with forearm support – moves freely in 2 dimensions)  
£94 + vat/Arm



8R3D Mobile Armrest (Mobile Armrest with forearm support – moves freely in 3 dimensions)  
£114 + vat/Arm

## CHOICE OF SEAT HEIGHT



**GAS LIFT A: 415-525mm:  
Standard**

GAS LIFT B: 480-610mm:  
£0 + vat

## SEAT MODIFICATIONS



Coccyx Cut-Out (Stitched)  
£52 + vat

Memory Foam Seat  
£117 + vat

## EXTENDED RANGE

## RH LOGIC 300 From £687 + vat



Standard Dimensions\*  
Back Height: 490-570mm  
Back Width: 445mm  
Seat Depth: 475-535mm  
Seat Width: 465mm  
Seat Height: 415-525mm\*

## RH LOGIC 300XL From £736 + vat



Standard Dimensions\*  
Back Height: 490-570mm  
Back Width: 445mm  
Seat Depth: 515-575mm  
Seat Width: 485mm  
Seat Height: 415-525mm\*

## RH LOGIC 400 From £788 + vat



Standard Dimensions\*  
Back Height: 600-680mm  
Back Width: 445mm  
Seat Depth: 475-535mm  
Seat Width: 465mm  
Seat Height: 415-525mm\*

## RH LOGIC 400XL From £837 + vat



Standard Dimensions\*  
Back Height: 600-680mm  
Back Width: 445mm  
Seat Depth: 515-575mm  
Seat Width: 485mm  
Seat Height: 415-525mm\*

# HOGANAS

From £628 + vat

Best for: Hip pain, lumbar & thoracic support



Image shows Hogan+381 with optional 3-D arms and extra curved neck support

## How the chair moves and supports you

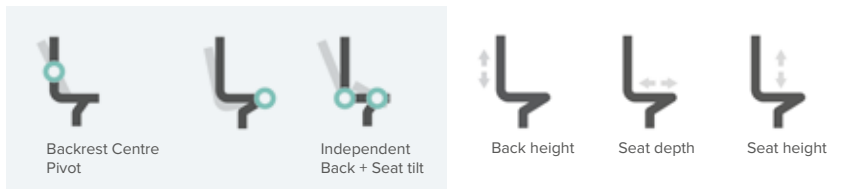
The Hogan+ range of posture chairs has a unique 'multimatic' mechanism that allows complete freedom of movement and support. The backrest pivots at a point that encourages constant support throughout the back from the lumbar to the thoracic region, while the seat pivots to open up the hip angle - at the same time as the whole chair moving in free flow and keeping the body active.

## How the chair moves



### MULTIMATIC FREEFLOAT

Weight Limit: 20 Stone  
Warranty: 10 Years (8 Hour Use)



### SUITABLE FOR

- LUMBAR PAIN
- NECK & SHOULDER
- SCIATIC PAIN
- COCCYX PAIN

## HOGANAS +381 STANDARD DIMENSIONS \*

- Back Height: 540mm
- Back Width: 410mm
- Seat Depth: 470mm (+/- 3cm seat slide)
- Seat Width: 430mm
- Seat Height: 410-560mm (standard)

\*See next page for more seat height options

## EXTRAS

## CHOICE OF CASTORS



**Carpet Castors: as standard**

SWC: Soft Wheel Castors for Hard Floors:  
**£25 + vat/Set of 5**

BLC: Brake Loaded Castors:  
**£13 + vat/Set of 5**

## CHOICE OF HEAD/NECK RESTS



Adjustable Neck Support  
**£100 + vat**



Extra Curved Neck Support  
**£100 + vat**

## SEAT MODIFICATIONS



Extended Seat +20mm  
**£12 + vat**



Memory Foam Seat  
**£39 + vat**

Coccyx Cut-Out:  
**£60 + vat**

## OPTIONAL ARMRESTS



Armrest 383-D  
(Depth, Height & Width Adjustable Armrests)  
**£64 + vat**

## CHOICE OF SEAT HEIGHT



Gas Lift 1: 41-56cm:  
**as standard**

Gas Lift 2: 44-60cm  
**£13 + vat**

Gas Lift 3: 45-67cm  
**£17 + vat**

Gas Lift 4: 51-73cm  
**£24 + vat**

## EXTENDED RANGE

## HOGANAS +361

£628 + vat  
A low/medium backrest



Standard Dimensions\*

Backrest Height: 460mm  
Backrest Width: 410mm  
Seat Depth: 470mm (+/- 3cm seat slide)  
Seat Width: 430mm  
Seat Height: 410-560mm (standard)

## HOGANAS +361S

£628 + vat  
A low/medium backrest with slim back shape



Standard Dimensions\*

Backrest Height: 460mm  
Backrest Width: 360mm  
Seat Depth: 470mm (+/- 3cm seat slide)  
Seat Width: 430mm  
Seat Height: 410-560mm (standard)

## HOGANAS +381

£649 + vat  
A medium/high backrest



Standard Dimensions\*

Backrest Height: 540mm  
Backrest Width: 410mm  
Seat Depth: 470mm (+/- 3cm seat slide)  
Seat Width: 430mm  
Seat Height: 410-560mm (standard)

## HOGANAS +381S

£649 + vat  
A medium/high backrest with a slim back shape



Standard Dimensions\*

Backrest Height: 540mm  
Backrest Width: 380mm  
Seat Depth: 470mm (+/- 3cm seat slide)  
Seat Width: 430mm  
Seat Height: 410-560mm (standard)

# ACTIVE ERGONOMICS FLO

From £716 + vat

Best for: Lumbar & thoracic support



Optional height, rotation & depth adjustable neck rest

Adjustable thoracic support

The backrest has an adjustable air-lumbar support, while the backrest angle can be adjusted separately

Moulded, contoured seat cushion provides additional support with memory foam and a coccyx zone as standard

Optional 4-D adjustable arm rests

Free float mechanism with 8 degrees forward tilt to the seat + adjustable tension control

Choice of castors

Image shows Flo High Back with optional 4-D arms and neck rest

## How the chair supports you


The Active Ergonomics FLO chair has a broad range of adjustments as standard, including an adjustable lumbar support, and adjustable thoracic support to encourage the shoulders back and the chest open. Combined with a deep seat depth adjustment, backrest angle and height adjustment, this range fits the needs of most users requiring effective posture support.

Weight Limit: 23.5 Stone  
Warranty: 5 Years (8 Hour Use)

## How the chair moves

The FLO chairs are designed to do just that – flow with the body and follow those small movements you make throughout the day. The knee tilt, free float mechanism has a tension adjustment to accommodate each individual user.

### FREE FLOAT KNEE TILT



### SUITABLE FOR

-  COCCYX PAIN
-  LUMBAR PAIN
-  NECK & SHOULDER

## FLO HIGH BACK STANDARD DIMENSIONS \*

Back Height: 585-685mm  
Back Width: 485mm  
Seat Depth: 400-500mm  
Seat Width: 520mm  
Seat Height: 460mm-620mm\*

\*See next page for more seat height options



## EXTRAS

## CHOICE OF CASTORS (65MM)



### Carpet Castors: as standard

SWC: Soft Wheel Castors for Hard Floors:  
**£11 + vat/Set of 5**

BLC: Brake Loaded Castors:  
**£26 + vat/Set of 5**

BUC: Brake Unloaded Castors:  
**£26 + vat/Set of 5**

## CHOICE OF HEAD/NECK RESTS



Adjustable Neck Support  
**£46 +VAT**

## SEAT MODIFICATIONS

Coccyx Cut-Out (Not-Stitched)  
**£61 +VAT**

Comfort Seat Quilt Wrap  
(Dacron Layer)  
**£40 +VAT**

## OPTIONAL ARMRESTS



4-D Adjustable Armrests  
(Rotating, Depth, Height & Width Adjustable Armrests)  
**£95 +VAT**

## COUNTER HEIGHT OPTIONS



LCH/FR: Low Counter Height & Footring:  
**£88 + vat**

LCH/FP: Low Counter Height & Footplate:  
**£131 + vat**

HCH/FR: High Counter Height & Footring:  
**£88 + vat**

HCH/FP: High Counter Height & Footplate:  
**£131+ vat**

## EXTENDED RANGE

## FLO MID BACK From £716 + vat



### Standard Dimensions\*

Back Height: 490-570mm  
Back Width: 485mm  
Seat Depth: 400-500mm  
Seat Width: 520mm  
Seat Height: 460-620mm

## FLO HIGH BACK From £741 + vat



### Standard Dimensions\*

Back Height: 585-685mm  
Back Width: 485mm  
Seat Depth: 400-500mm  
Seat Width: 520mm  
Seat Height: 460-620mm

# SPIRA PLUS

From £483 + vat

Best for: Lumbar & pelvic support



Optional height and width adjustable armrests

Synchronised free float mechanism adjustable tension control

Optional height & angle adjustable head rest

Contoured backrest for thoracic support

The backrest has an adjustable air-lumbar support, and adjustable pelvic support for increased comfort

Image shows Spira Plus High Back with optional armrests and head rest

## How the chair supports you

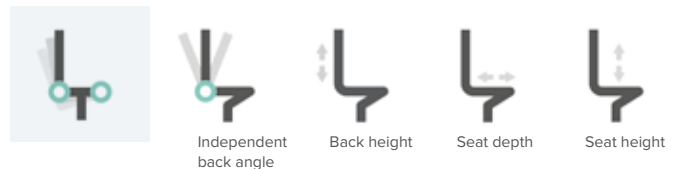
Highly adjustable arms, headrest and back support including integrated air cells in the lumbar and pelvic area guarantees a better fit for users. With a contoured back shape for more snug support and a smaller seat option for shorter users, the Spira Plus provides full ergonomic support.

Weight Limit: 23.5 Stone  
Warranty: 5 Years (8 Hour Use)

## How the chair moves

The Spira Plus uses a 2:1 synchronised mechanism for those who like to flex the hips and pelvis slightly when sitting. Unlike the Activ Ergonomics FLO chair, the Spira free float has a 2 degree back recline with every degree of seat recline, and when combined with the pelvic and lumbar cushions, maintains excellent contact in the lower spine.

### SYNCHRO MECHANISM



### SUITABLE FOR

-  COCCYX PAIN
-  LUMBAR PAIN
-  PELVIC PAIN
-  SCIATIC PAIN

## SPIRA PLUS HIGH BACK STANDARD DIMENSIONS \*

|              |   |
|--------------|---|
| Back Height: | 595-665mm                                   |
| Back Width:  | 490mm                                       |
| Seat Depth:  | 420-470mm (Standard)<br>350-400mm (Shallow) |
| Seat Width:  | 460mm (Standard)<br>490mm (Shallow)         |
| Seat Height: | 465-635mm (Standard)                        |

\*See next page for more seat height options

## EXTRAS

## CHOICE OF CASTORS (65MM)



**Carpet Castors: as standard**

SWC: Soft Wheel Castors for Hard Floors:  
**£11 + vat/Set of 5**

BLC: Brake Loaded Castors:  
**£26 + vat/Set of 5**

BUC: Brake Unloaded Castors:  
**£26 + vat/Set of 5**

## OPTIONAL HEADREST



Adjustable Headrest:  
**£37 + vat**

## SEAT OPTIONS

Shallow Seat: 35-40cm x 46cm (dxw)  
**£14 + vat**

Coccyx Cut-Out:  
**£61 + vat**

Comfort Seat Quilt:  
**£40 + vat**

## OPTIONAL ARMRESTS



4-D Adjustable Armrests  
(Rotating, Depth, Height & Width Adjustable Armrests)  
**£63 +VAT**

## COUNTER HEIGHT OPTIONS



Low Counter Gas Lift with **Footring**  
(Seat Height 578-830mm):  
**£88 + vat**

High Counter Gas Lift with **Footring**  
(Seat Height 640-935mm):  
**£88 + vat**

Low Counter Gas Lift with **Footplate**  
(Seat Height 578-830mm):  
**£125 + vat**

High Counter Gas Lift with **Footplate**  
(Seat Height 640-935mm):  
**£125 + vat**

## SPIRA PLUS MBA

with High Counter Gas Lift and Footring  
**£671 + vat**



## EXTENDED RANGE

## SPIRA PLUS MID BACK

From £483 + vat (Exc Arms/Neck Rest)



Standard Dimensions\*

Back Height: 475-545mm  
Back Width: 490mm  
Seat Depth: 420-470mm (Standard)  
350-400mm (Shallow)  
Seat Width: 460mm (Standard)  
490mm (Shallow)  
Seat Height: 465-635mm (Standard)

## SPIRA PLUS HIGH BACK

From £499 + vat (Exc Arms/Neck Rest)



Standard Dimensions\*

Back Height: 595-665mm  
Back Width: 490mm  
Seat Depth: 420-470mm (Standard)  
350-400mm (Shallow)  
Seat Width: 460mm (Standard)  
490mm (Shallow)  
Seat Height: 465-635mm (Standard)

# AXIA 2.0 SERIES

From £458 + vat

Best for: Pelvic Pain

Rear pelvic tilt recline mechanism

Adjustable tension control

Optional 3-D adjustable armrests

Pelvic support with optional pelvic/lumbar air cell (not available on 2.5 or 2.6 models)



Image shows Axia 2.5 Pro with optional armrests

## How the chair supports you

BMA Axia: a perfect balance of ergonomics, function and style. The Axia 2.0 range easily accommodates individual requirements and is suitable for reading, writing and working with VDUs. An office chair with remarkable adjustability, the range differs from most of our ranges as it offers **pelvic support rather than direct lumbar support**. An excellent multi-user chair with a unique backwards tilt movement and pelvic support.


## How the chair moves

The mechanism on the Axia chair pivots backwards in such a way that encourages a reclined posture, taking you back into the optimum VDU working position. It is designed to keep the hip angle open and prevent the pelvis from rotating backwards, thereby maintaining a natural posture to the spine.

Weight Limit: 23.5 Stone  
(Or upgrade to 26 Stone + £61 + vat)

Warranty: 10 Years (8 Hour Use)

### PELVIC TILT MECHANISM



### SUITABLE FOR



COCCYX PAIN



PELVIC PAIN

## AXIA 2.5 PRO STANDARD DIMENSIONS \*

Back Height: 560-620mm  
 Back Width: 460mm  
 Seat Depth: 380-480mm  
 Seat Width: 400-550mm  
 Seat Height: 480mm

\*See next page for more seat height options

## EXTRAS

## CHOICE OF HEAD/NECK RESTS



Adjustable Head/Neck Rest (Not available on the Axia 2.1):  
**£89 + vat**

## CHOICE OF ARMRESTS



Adjustable Armrests:  
**£110 + vat**

## SEAT MODIFICATIONS

Coccyx Cut-Out Inc. Extra Thick Padding:  
**£65 + vat**

Memory Foam Seat:  
**£65 + vat**

Pelvic/Lumbar Support:  
(not available on 2.5 or 2.6 models)  
**£55 + vat**

## EXTENDED RANGE

## AXIA 2.1 PRO (Armrests Optional): £458 + vat



Standard Dimensions\*  
Backrest Height: 390-450mm  
Backrest Width: 460mm  
Seat Depth: 380-480mm  
Seat Width: 400-550mm  
Seat Height: 480mm

## AXIA 2.2 PRO (Armrests Optional): £517 + vat



Standard Dimensions\*  
Backrest Height: 470-530mm  
Backrest Width: 460mm  
Seat Depth: 380-480mm  
Seat Width: 400-550mm  
Seat Height: 480mm

## AXIA 2.3 PRO (Armrests Optional): £543 + vat



Standard Dimensions\*  
Backrest Height: 470-530mm  
Backrest Width: 460mm  
Seat Depth: 380-480mm  
Seat Width: 400-550mm  
Seat Height: 480mm

## AXIA 2.4 PRO (Armrests Optional): £599 + vat



Standard Dimensions\*  
Backrest Height: 540-600mm  
Backrest Width: 460mm  
Seat Depth: 380-480mm  
Seat Width: 400-550mm  
Seat Height: 480mm

## AXIA 2.5 PRO (Armrests Optional): £629 + vat



Standard Dimensions\*  
Backrest Height: 560-620mm  
Backrest Width: 460mm  
Seat Depth: 380-480mm  
Seat Width: 400-550mm  
Seat Height: 480mm

## AXIA 2.6 PRO (Armrests Optional): £494 + vat



Standard Dimensions\*  
Backrest Height: 490-550mm  
Backrest Width: 450mm  
Seat Depth: 380-480mm  
Seat Width: 400-550mm  
Seat Height: 480mm

# GRAHL TYPE 11 DUO-BACK® AS

From **£564 + vat**

Best for: [Scoliosis and relief from spinal pressure](#)



## How the chair supports you

The unique split back pads of the Duo-Back® are positioned so that when reclined the lower sections of the pads move forward, straightening the spine and pelvic girdle. Height and width adjustable, and pivoting on all three axes the backrests correctly support your back in a variety of postures and provide 'active support'. The space between the pads allows the spine to move freely and support is evenly distributed throughout the back muscles.

## How the chair moves

Combined with the A-Synchronous multi-lock mechanism (Lockable in 5 positions) and independent forward seat-tilt, the chair allows complete freedom of movement and variation of postures.

- [Unique Split Back Rest reduces pressure on the spine and 'Hugs' your back](#)
- [Width Adjustable Duo-Back Pads](#)
- [A-Synchronous Multi-Lock Seat Tilt Mechanism](#)
- [Adjustable Tension Control](#)
- [Sliding Seat](#)
- [Independent Backrest Angle Adjustment](#)
- [Optional 3-D Adjustable Armrests](#)

## SYNCHRO MECHANISM



Independent  
Seat tilt



Back height



Seat depth



Seat height

Weight Limit: **19.7 Stone**

Warranty: **5 Years (8 Hour Use)**

## EXTRAS

A94 (3D) Armrests:

**£154 + vat**

Energy Absorbing Foam Seat:

**£41 + vat**

Height & Depth Adjustable Neck Rest:

**£276 + vat**

Coccyx Cut-Out:

**£76 + vat**

Spacers behind Back-Pads:

**£25 + vat**

(Allows you to bring one or both of the back pads further in towards your back. Available in increments of +10mm, +20mm or +30mm – please specify at time of order)

## STANDARD DIMENSIONS

|              |                      |
|--------------|----------------------|
| Back Height: | 430-500mm            |
| Back Width:  | 400-450mm            |
| Seat Depth:  | 460-510mm            |
| Seat Width:  | 460mm                |
| Seat Height: | 410-550mm (standard) |

## SUITABLE FOR



SPINAL CURVATURE OR PRESSURE



# BARIATRIC SEATING

Bodybilt Big&Tall  
BodyBilt Bariatric  
Adapt 700

Our Bariatric chairs are designed to offer a healthy posture with a large range of adjustments for users over and above 23 Stone. We have three main options available:

**Adapt 700** – Customized to Size and rated to 30 Stone

**BodyBilt Big&Tall** – rated to 35.7 Stone

**Bodybilt B2503** – rated to 42.9 Stone

# BODYBILT

## J3504 BIG&TALL to 35.7 stone

Including armrests and headrest: £1,149 + vat



- Unique Heavily Contoured Seat to Reduce Pressure
- Rated to 35.7 Stone
- Adjustable Seat depth
- A-Synchronous Pelvic Tilt Mechanism
- Adjustable Tension Control
- Large Seat: 66cm (w) x 53cm (d)
- Independent Backrest Angle Adjustment
- Inflatable Lumbar Support

Weight Limit: 35.7 Stone (J2504 & J3504)

Warranty: 2 Years (8 Hour Use)

### A-SYNCHRO MECHANISM



### How the chair supports you

BodyBilt chairs feature a heavily contoured seat pan on the majority of their ergonomic chairs, designed to distribute weight more evenly across the thighs and reduce pain and discomfort caused by direct seated pressure. The additional ergonomic features, such as free float movement, seat tilt, inflatable lumbar support and backrest angle adjustment, make this range highly suitable for combating back pain and musculoskeletal discomfort, particularly with users of above average build.

### How the chair moves

The Big & Tall J2504 and J3504 feature an A-Synchronous movement mechanism that maintains a constant contact with the lumbar and thoracic spine. An independent backrest angle adjustment allows the user to vary their postures regularly.

## J2504 BIG&TALL

Including armrests: £1,049 + vat

### DIMENSIONS

|                 |           |
|-----------------|-----------|
| Backrest Height | 558mm     |
| Backrest Width: | 546mm     |
| Seat Depth:     | 530mm     |
| Seat Height:    | 445-533mm |
| Seat Width:     | 660mm     |

### EXTRAS

Upgrade to Memory Foam Seat and Backrest with Comfortek Stretch Fabric: **£100 + vat**

Linear Tracking Arms: **£95 + vat/each**

S'Port Arms: **£70 + vat/each**

## J3504 BIG&TALL

Including head and armrests: £1,149 + vat

### DIMENSIONS

|                 |           |
|-----------------|-----------|
| Backrest Height | 558mm     |
| Backrest Width: | 546mm     |
| Seat Depth:     | 530mm     |
| Seat Height:    | 445-533mm |
| Seat Width:     | 660mm     |

### SUITABLE FOR

- LUMBAR PAIN
- NECK & SHOULDER
- SCIATIC PAIN

## BARIATRIC B2503 to 42.7 stone

From £1,195 + vat



- Rated to 42.7 Stone
- Lightly Contoured Seat to Reduce Pressure
- Fixed Position for Increased Stability
- Large Seat: 71cm (w) x 58.5cm (d)
- 27" Five Star Base
- Standard Heavy Duty Short Pneumatic Cylinder
- Armrests as Standard (Arm Brackets Welded to Seat)
- Inflatable Lumbar Support

Weight Limit: 42.7 Stone

Warranty: 2 Years (8 Hour Use)

### MOVEMENT RANGE



### How the chair supports you

BodyBilt Bariatric chairs feature a lightly contoured seat pan to suit the larger user, designed to distribute weight more evenly across the thighs and reduce pain and discomfort caused by direct seated pressure. The additional lumbar cell helps maintain the lumbar support where it is needed.

### How the chair moves

For increased stability the Bariatric chair comes with a fixed seated angle, and a fixed angle backrest. Although this reduces the ergonomic effectiveness of the chair, two steel brace bars in the front and back of the seat pan and an additional steel plate under the seat pan provides added strength and durability

### DIMENSIONS

|                 |           |
|-----------------|-----------|
| Backrest Height | 559mm     |
| Backrest Width: | 546mm     |
| Seat Depth:     | 585mm     |
| Seat Height:    | 406-546mm |
| Seat Width:     | 710mm     |

### EXTRAS

Linear Tracking Arms: **£95 + vat/each**

S'Port Arms: **£70 + vat/each**

### SUITABLE FOR

- LUMBAR PAIN
- NECK & SHOULDER



# ADAPT® 700 to 30 stone

From: £675 + vat

Weight Limit: 30 Stone  
Warranty: 5 Years (8 Hour Use)



## How the chair supports you

The Adapt® 700 shares many of the same features as the Adapt® 600 range, with various optional modifications making this chair ideal for users above 23 stone who need that extra bit of support. As standard the chair comes with inflatable lumbar support, memory foam seat, and all the basic features that are essential in an ergonomic chair – backrest angle and height adjustment, and seat tilt adjustment.

## How the chair moves





The Adapt® 700 has an A-Synchronous pelvic tilt mechanism that allows the user constant contact with the backrest and active movement throughout the day. This encourages the user to rest into the chair and relieve strain on the back muscles.

- Seat Depth Customised to Suit Individual User
- Large Seat: 62cm (w) x max. 57cm (d)
- Optional Neck/Head Rest
- Optional Thoracic Support (+ other backrest modifications)
- Optional Coccyx Cut-out (+ other seat modifications)
- A-Synchronous pelvic tilt mechanism
- Adjustable Tension Control
- Inflatable Lumbar Support

## DIMENSIONS


|              |           |
|--------------|-----------|
| Seat width:  | 620mm     |
| Seat depth:  | 420-570mm |
| Seat height: | 500-620mm |
| Back width:  | 560mm     |
| Back height: | 600-660mm |

## SUITABLE FOR

-  COCCYX PAIN
-  LUMBAR PAIN
-  NECK & SHOULDER
-  PELVIC PAIN
-  SCIATIC PAIN

Standard seat depth is approx. 570mm – There is no seat slide on the Adapt® 700. We will cut the seat depth to the desired size at no additional cost. \*\* Back height can be cut down to 450mm minimum – Additional charge of £20 + vat applies.

## A-SYNCHRO MECHANISM



Back height

Seat height

EXTRAS

## CASTORS

Carpet Castors: **Standard**

Brake Loaded Castors: **£20 + vat**

Soft Wheel Castors for Hard Floor: **£15 + vat**

## GAS STEM OPTIONS

Regular Gas Lift 7" (490 to 590mm): **£0**

High Gas Lift 9" (530 to 670mm): **£0**

## HEADREST OPTIONS

Head Rest: **£70 + vat**

Neck Curve: **£70 + vat**

Neck Rest: **£70 + vat**

V-Rest: **£95 + vat**

(for images see page 9)

## SEAT OPTIONS

Coccyx Cut-Out 120x100mm: **£30 + vat**

Bespoke Coccyx Cut-Out (Max Width 150mm): **£40 + vat**

Coccyx Comfort Zone: **£10 + vat**

Memory Foam Seat (Additional Layer): **£28 + vat**

Sacral Support: **£21 + vat**

## BACKREST OPTIONS

Thoracic Support: **£23.50 + vat**

Memory Foam Backrest: **£33 + vat**

Reduced Back Height: **£20 + vat**

Vertical Support (L, R or Both): **£19 + vat/each**

## ARMREST OPTIONS

Height Adjustable Armrests: **£65 + vat**

Retractable Armrests: **£75 + vat**

3-D Trigger Armrests: **£75 + vat**

4-D Armrests: **£75 + vat**



# BESPOKE PETIT SEATING

Adapt® 200 Series

The Adapt® 200 range is tailor made to suit the needs of the petit user, and can be customised with a range of adaptations to enable best postural support.

With a minimum seat width of 270mm and minimum depth of 330mm, and standard features of inflatable lumbar support, seat depth adjustment and memory foam seat pad, this really is the smallest ergonomic office chair on the market.

# ADAPT<sup>®</sup> 200

From: £395 + vat



Weight Limit: 16 Stone  
Warranty: 5 Years (8 Hour Use)

## How the chair supports you

The Adapt<sup>®</sup> 200 shares many of the same features as the Adapt<sup>®</sup> 600 range, but has been specifically developed to accommodate the needs of the smaller user. As standard the chair comes with inflatable lumbar support, memory foam seat, and all the basic features that are essential in an ergonomic chair, and can be fully customised with a range of options to suit specific needs and conditions. A series of measurements are required in order to bespoke manufacture this chair to suit the individual needs. (Please contact Shape and we will advise you further)

## How the chair moves

The Adapt<sup>®</sup> 200 has an A-Synchronous pelvic tilt mechanism that allows the user constant contact with the backrest and active movement throughout the day. This encourages the user to rest into the chair and relieve strain on the back muscles.

- Seat Depth Customised to Suit Individual User
- Minimum Seat Width 270cm
- Minimum Seat Depth 330cm • Optional Neck/Head Rest
- Optional Thoracic Support (+ other backrest modifications)
- Optional Coccyx Cut-out (+ other seat modifications)
- A-Synchronous pelvic tilt mechanism • Adjustable Tension Control
- Inflatable Lumbar Support
- Optional ErgoStep<sup>™</sup> to assist with access

## SUITABLE FOR

-  COCCYX PAIN
-  LUMBAR PAIN
-  NECK & SHOULDER
-  PELVIC PAIN
-  SCIATIC PAIN

## DIMENSIONS

Seat width: 270-410mm  
Seat depth: 330-410mm  
Back width: 270-410mm  
Back height: 370-690mm

The dimensions shown are the minimum and maximum parameters within which we can make this chair; they don't refer to the finished dimensions of any single standard Adapt<sup>®</sup> 200 chair

## A-SYNCHRO MECHANISM



Back height

Seat depth

Seat height

## EXTRAS

## CASTORS

Carpet Castors: Standard  
Brake Loaded Castors: **£20 + vat**  
Soft Wheel Castors for Hard Floor: **£15 + vat**  
Lockable Castors: **£15 + vat**

## SEAT HEIGHT OPTIONS

Gas1 (410-490mm): **£0**  
5" Gas Lift (430-490mm): **£0**  
7" Gas Lift Drop Through (480- 565mm): **£0**  
7" Gas Lift (520-605): **£0**

## ARMREST OPTIONS

Height Adjustable Armrests: **£65 + vat**  
Retractable Armrests: **£75 + vat**  
3-D Trigger Armrests: **£75 + vat**  
4-D Armrests: **£75 + vat**  
Mobile Support Armrests: **£100 + vat**

## SEAT OPTIONS

Coccyx Cut-Out 120x100mm: **£15 + vat**  
Coccyx Comfort Zone: **£10 + vat**  
Memory Foam Seat (Additional Layer): **£28 + vat**  
Split Seat: **£130 + vat**  
Min dimensions 410 w x 440 d (mm)

## BACKREST OPTIONS

Memory Foam Backrest: **£33 + vat**  
Thoracic Support: **£23.50 + vat**  
Vertical Support (L, R or Both):  
**£19 + vat/each**  
Reactive Lumbar Support: **£40 + vat**

## HEADREST OPTIONS

Head Rest: **£70 + vat**  
Neck Curve: **£70 + vat**  
Neck Rest: **£70 + vat**  
V-Rest: **£95 + vat**

(for images see page 9)

## ERGOSTEP<sup>™</sup>

The Adapt<sup>®</sup> 200 is also available with an optional ErgoStep<sup>™</sup> footstool which may be attached to assist with getting in and out of your chair.



Step 1: Footplate 200 d x 200 w (mm): **£140 + vat**  
Step 2: Footplate 300 d x 300 w (mm): **£150 + vat**  
Step 3: Footplate 400 d x 400 w (mm): **£170 + vat**



# ERGONOMIC TASK SEATING

Active Ergonomics Joy OH  
Adapt 500  
Sven G1  
Activ ME600

Ergonomics does not need to be expensive. Whilst Shape's core expertise is within specialist ergonomic seating, we recognise the need for intuitive ergonomic solutions for users with less complicated issues. The following pages are just a small a sample of some of the ergonomic task chairs that we supply.

# ACTIVE ERGONOMICS JOY OH

From £377 + vat



Weight Limit: 23 Stone  
Warranty: 5 Years (8 Hour Use)

## How the chair supports you

The JOY OH is a superior ergonomic task chair, designed to support you in a variety of postures. The independent seat tilt adjustment makes this chair particularly suitable for support when pregnant as the pelvic angle can be kept very open. The high back gives the majority of users support to well above the shoulder blades, and the integral lumbar support helps to alleviate lower back pain. A no-fuss package of features which takes the competitively priced Joy chair to an advanced level of performance and comfort.

## SUITABLE FOR

- LUMBAR PAIN
- NECK & SHOULDER
- PELVIC PAIN

- Independent Seat Tilt
- High Back Support
- Suitable for the Petit User
- Integral Lumbar Support
- Synchronous Mechanism
- Adjustable Tension Control
- Seat Depth Adjustment
- Optional Depth Adjustable Armrests

## DIMENSIONS

Backrest height: 545-615mm  
Backrest width: 470mm  
Seat depth: 395-460mm  
Seat height: 450-585mm  
Seat width: 485mm

## EXTRAS

Depth Adjustable Armrests: **£47 + vat**  
Luxury Upholstery (Providing Extra Comfort): **£46 + vat**  
Coccyx Cut-Out: **£63 + vat**

## SYNCHRO MECHANISM



## SVEN G1

From £195 + vat



Weight Limit: 23 Stone  
Warranty: 5 Years (8 Hour Use)

## How the chair supports you

The Sven G1 is a simple, practical ergonomic task chair that supports your lumbar with a well contoured backrest shape. The chair has all the basic functions of a task chair, with the option to specify additional lumbar support, seat depth adjustment with flexible front-edge, and adjustable armrests.

## How the chair moves

The Sven G1 office chair comes as standard with a synchro mechanism with a fixed seat, and comes with the option to change this to a 1:1 A-Synchronous mechanism for improved ergonomic qualities. The choice is very much dependent on personal preference.

- Suitable for the Petit User
- Synchronous Mechanism
- Adjustable Tension Control
- Pronounced Lumbar Support as Standard
- Optional Inflatable Lumbar Support
- Optional Seat Depth Adjustment
- Optional Adjustable Armrests

## DIMENSIONS

Backrest height: 520-590mm  
Backrest width: 460mm  
Seat depth: 455mm  
Seat height: 460-580mm  
Seat width: 500mm

## SUITABLE FOR

- LUMBAR PAIN

## EXTRAS

Inflatable Lumbar Support:

**£22 + vat**

Seat Depth Adjustment with Flexible Seat Front:

**£22 + vat**

Height and Depth Adjustable Armrests:

**£50 + vat**

Soft Wheel Castors for Hard Floor:

**£14 + vat**

A-Synchronous Mechanism:

**£2 + vat**

## SYNCHRO MECHANISM



## ACTIV ME600

From £290 + vat



Weight Limit: 23 Stone  
Warranty: 5 Years (8 Hour Use)

## How the chair supports you

The Activ ME600 is a great budget ergonomic option, with a twin seat slide as standard giving 125mm of seat depth adjustment, and making this chair suitable for a variety of user sizes. The flex-front seat reduces pressure underneath the front of the thighs, and the optional adjustable lumbar cell provides effective relief to the lower back.

## How the chair moves

The Activ ME600 has an A-Synchronous pelvic tilt mechanism, pivoting towards the centre of the seat, with the backrest and seat moving together in a fixed angle – locking the lumbar support into place and allowing variation in postures.

- 3 Lever Independent Mechanism
- Infinitely Lockable Controls
- Adjustable Tension Control
- Twin Seat Slide (125mm of travel)
- Flex-Front Seat
- Optional Inflatable Lumbar Support
- Optional Adjustable Armrests

## DIMENSIONS

Backrest height: 575mm  
Backrest width: 475mm  
Seat depth: 420-545mm  
Seat height: 470-570mm  
Seat width: 490mm

## SUITABLE FOR

- LUMBAR PAIN
- COCCYX PAIN

## EXTRAS

Multi-Functional Armrests: **£65 + vat**


Inflatable Lumbar Support: **£30 + vat**

Memory Foam Seat: **£15 + vat**

AirFlo Seat Cell: **£40 + vat**

Coccyx cutout: **£12.50 + vat**

## A-SYNCHRO MECHANISM



# ADAPT 500

From £325 + vat



## How the chair supports you


The Adapt 500 is an incredibly versatile range, with all the adaptations available from the specialist Adapt 600 range, but in a more economical package. All the basics are there to provide excellent postural support. Choose between 6 basic models and then adapt your chair to suit. As with the Adapt 600 range the XL and XXL seat options are available, as well as a bespoke seat size option.

Weight Limit: 23.5 Stone  
 Warranty: 5 Years (8 Hour Use)

## How the chair moves

The main difference from the Adapt 600 range is down to the mechanism, an A-Synchronous Pelvic Tilt that pivots towards the centre of the seat. This allows freedom of movement and variation of postures.

### A-SYNCHRO MECHANISM



### SUITABLE FOR

- COCCYX PAIN
- LUMBAR PAIN
- NECK & SHOULDER
- PELVIC PAIN
- SCIATIC PAIN

## ADAPT 522 STANDARD DIMENSIONS\*

Backrest Height: 480-540mm  
 Backrest Width: 460mm  
 Seat Depth: 470mm-530mm  
 Seat Height: 480-630mm\*  
 Seat Width: 510mm

\*See next page for more seat height options

## EXTRAS

## CHOICE OF CASTORS (65MM)

**Carpet Castors: as standard**

SWC: Soft Wheel Castors for Hard Floors:  
**£15 + vat/Set of 5**

BLC: Brake Loaded Castors:  
**£20 + vat/Set of 5**

BUC: Brake Unloaded Castors:  
**£20 + vat/Set of 5**

## CHOICE OF HEAD/NECK RESTS



Headrest:  
(Articulating Head Support)  
**£70 + vat**



V Rest:  
(Articulating Head & Neck Support)  
**£95 + vat**



Neck Curve:  
(Articulating Neck Support)  
**£70 + vat**



Neck Roll:  
(Articulating Neck Support)  
**£70 + vat**

## CHOICE OF ARMRESTS



HAA Armrests:  
(Height & Width Adjustable Armrests)  
**£70 + vat**



RETR Armrests:  
(Depth, Height & Width Adjustable Armrests)  
**£75 + vat**



GELRETR Armrests:  
(Depth, Height & Width Adjustable Armrests with GEL arm tops)  
**£110 + vat**



WSARM Armrests:  
(Rotating, Height & Width Adjustable Armrests)  
**£75 + vat**



MSA Armrests:  
(Mobile Articulating, Height & Width Adjustable Armrests)  
**£100 + vat**



4 DA Armrests:  
(Depth, Height & Width Adjustable Armrests with Rotating PAD)  
**£75 + vat**

## CHOICE OF SEAT HEIGHT



GAS LIFT 1: 410-520mm  
**£20 + vat**

**GAS LIFT 2: 470-620mm:  
standard**

GAS LIFT 3: 610-810mm:  
**£20 + vat**

## EXTENDED RANGE

**ADAPT 511** From £325 + vat

Standard Dimensions\*  
Backrest Height: 420-500mm  
Backrest Width: 420mm  
Seat Depth: 440-500mm  
Seat Height: 470mm-620mm  
Seat Width: 480mm

**ADAPT 512** From £335 + vat

Standard Dimensions\*  
Backrest Height: 420-500mm  
Backrest Width: 420mm  
Seat Depth: 470-530mm  
Seat Height: 470mm-620mm  
Seat Width: 510mm

**ADAPT 521** From £345+ vat

Standard Dimensions\*  
Backrest Height: 520-600mm  
Backrest Width: 460mm  
Seat Depth: 440-500mm  
Seat Height: 470mm-620mm  
Seat Width: 480mm

**ADAPT 522** From £340 + vat

Standard Dimensions\*  
Backrest Height: 520-600mm  
Backrest Width: 460mm  
Seat Depth: 470-530mm  
Seat Height: 470mm-620mm  
Seat Width: 510mm

**ADAPT 531** From £345 + vat

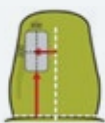
Standard Dimensions\*  
Backrest Height: 560-640mm  
Backrest Width: 465mm  
Seat Depth: 440-500mm  
Seat Height: 470-620mm  
Seat Width: 480mm

**ADAPT 532** From £350 + vat

Standard Dimensions\*  
Backrest Height: 560-640mm  
Backrest Width: 465mm  
Seat Depth: 470-530mm  
Seat Height: 470-620mm  
Seat Width: 510mm

## EXTRAS

## BACKREST MODIFICATIONS



Ergochair Vertical Support - Left and Right  
**£38.00 + vat**



Ergochair Reactive Lumbar Support  
**£40.00 + vat**



Ergochair Sacral Support  
**£23.50 + vat**



Ergochair Thoracic Support  
**£23.50 + vat**



Ergochair Memory Foam Back  
**£33.00 + vat**

## BASE OPTIONS



A battery operated movement lock that fixes the chair to the floor to enable easy access or exit from the chair. The unit comes as standard with a non-rotating gas stem  
**£300.00 + vat**



Ergochair Footring (Glides are Recommended)  
**£25.00 + vat**

## SEAT MODIFICATIONS



Coccyx Cut Out  
**£15.00 + vat**



Coccyx Zone (Fabric Covered)  
**£10.00 + vat**



Split Seat – Min seat depth = 450mm.  
Min width = 410mm  
**£130.00 + vat**



Extra Layer Memory Foam Seat  
**£28.00 + vat**



Inflatable Thigh Support  
**£30.00 + vat**



XL Seat 510Wx500D  
**£21.00 + vat**



XXL Seat 610Wx610D  
**£27 + vat**



Reduced Seat Depth  
(min 410mm)  
**£20.00 + vat**



Reduced Seat Width  
(min 410mm)  
**£20.00 + vat**

For specialist adaptations please contact Shape





# MESH SEATING

Ergohuman  
Enjoy

A mesh back allows for increased ventilation and air flow through the chair allowing the back to stay cool and dry, whilst increased ventilation also reduces muscle fatigue in the back.

The flexibility of mesh allows the back to mould effortlessly to the user providing exceptional support and comfort.

# ERGOHUMAN

Including armrests and headrest: **£445 + vat**



- Synchronous Mechanism
- High back Support
- Adjustable Headrest
- Integral Lumbar Flex
- Synchronous Mechanism
- Adjustable Tension Control
- Seat Depth Adjustment
- Optional Depth Adjustable Armrests

Weight Limit: **17.5 Stone**  
 Warranty: **5 Years**  
 (8 Hour Use)

## SYNCHRO MECHANISM



Back height



Seat depth



Seat height

### How the chair supports you

Designed with total comfort in mind, with flex zones that ensure constant support of back and lumbar, multi-dimensional adjustable arm rests for unparalleled support and a height-adjustable pivoting headrest for full cranial support. The Ergohuman has been designed specifically for those who are in an office chair for long periods of time and require an office chair that breathes.

Also available without a headrest: **£421 + vat**

### How the chair moves

The Ergohuman has a synchronous tilt mechanism with 3 positional lock, sliding seat, pneumatic height adjustment, and automatic lumbar support system that flexes as you move. Using the ingeniously simple single lever control to operate the three most frequently used chair functions – seat height, seat depth and back tilt can all be operated from a single point of contact.

## DIMENSIONS

Backrest Height: 650-700mm (Inc HR)  
 Backrest Width: 520mm  
 Seat Depth: 390-450mm  
 Seat Height: 465-595mm  
 Seat Width: 505mm

## SUITABLE FOR

- LUMBAR PAIN
- NECK & SHOULDER
- PELVIC PAIN
- SCIATIC PAIN



## EXTRAS

Integral Leg Support:  
**£70 + vat**

Laptop Support Arm:  
**£90 + vat**

# ENJOY

From **£331 + vat**



- Optional Headrest
- Synchronous Mechanism
- Adjustable Tension Control
- Seat Depth Adjustment
- Depth Adjustable Armrests

Weight Limit: **17.5 Stone**  
 Warranty: **5 Years**  
 (8 Hour Use)

## SYNCHRO MECHANISM



Back height



Seat depth



Seat height

### How the chair supports you

The Enjoy range brings an extraordinary economy to ergonomic mesh seating. Sharing many of the features of the Ergohuman models, the Enjoy office chair provides support through unique autoflex zones for the back and lumbar support and a range of adjustments using the ingenious simple single lever control to provide personalised comfort.

### How the chair moves

The Enjoy has a synchronous tilt mechanism with 3 positional lock, sliding seat, pneumatic height adjustment, and automatic lumbar support system that flexes as you move. Using the ingeniously simple single lever control to operate the three most frequently used chair functions – seat height, seat depth and back tilt can all be operated from a single point of contact steel plate under the seat pan provides added strength and durability.

## DIMENSIONS

Backrest Height: 660-770mm (Inc HR)  
 Backrest Width: 500mm  
 Seat Depth: 425-485mm  
 Seat Height: 495-605mm  
 Seat Width: 505mm

## SUITABLE FOR

- LUMBAR PAIN
- NECK & SHOULDER
- SCIATIC PAIN

Without Headrest:  
**£331 + vat**

With Headrest:  
**£352 + vat**

# ENJOY CONTRACT


The same great ergonomic design, but with a simplified mechanism and more economic price. The Enjoy Contract comes without a seat slide, but retains the synchronous mechanism and adjustable tension control.

## DIMENSIONS

Backrest Height: 558mm  
 Backrest Width: 546mm  
 Seat Depth: 530mm  
 Seat Height: 445-533mm  
 Seat Width: 660mm

Without Headrest:  
**£254 + vat**

With Headrest:  
**£270 + vat**



# MOBILITY SEATING

Vela Tango 200/300  
Vela Twist

VELA Tango and VELA Twist provide ergonomic solutions with electrically assisted height adjustment.

VELA Tango is ideal for users who need stability, with an easy to reach braking system.

VELA Twist is ideal for users with disabilities that require a more flexible approach, bringing electric height adjustment to a wheelchair system.

# VELA TANGO Electric Height Adjustable

## VELA TANGO 200EF

From: £2155 + vat



- Easy Reach Brake System
- Electric Height Adjustment (Max Height 81cm)
- Wide Range of Accessories Independent Forward Seat Tilt
- Independent Back Angle and Pivot.
- Multi Adjustable Armrests (drop to seat level for access)

Weight Limit: 25 Stone  
Warranty: 2 Years (8 Hour Use)

### MOVEMENT RANGE



### How the chair supports you

VELA Tango is designed for active people for use at home, at the workplace, and in rehabilitation or training facilities to secure an optimal sitting position as well as optimal ergonomics, safety and comfort for all persons with disabilities or limited mobility. The **large handled brake system** gives a fixed position when needed, or when unlocked the four large-diameter wheels provide easy manoeuvring.

**Electric controls** are easily reached under the left or right armrests with **sitting heights between 40cm and 66cm** with the 200mm Lift. This can be set at intervals according to the needs of the user and is set as standard at interval 2 with a height range of 42-62cm. Alternatively a 300mm lift can take the chair between 45 and 81cm.

**Safety:** The stable base and central brake prevent the chair from moving, and make it easy to get in and out of the chair.

**Comfort:** The ergonomic seat and backrest both of which may be adjusted to suit the user's needs, ensure good sitting comfort and support.

**Mobility:** The chair is easy to move around due to smooth-rolling castors and plenty of room between the castors. The height adjustment promotes mobility and access.

### DIMENSIONS

Backrest Height 450mm  
Backrest Width: 430mm  
Seat Depth: 330-490mm (using backrest adjustment)  
Seat Height: 400-660mm (range with 200mm actuator)  
Seat Width: 470mm

### EXTRAS

VELA Tango chairs come with a large number of adjustable features and a wide range of accessories:

- Leg rests and footrests
- Foldable footrest
- Headrest and body supports
- Seatbelts
- Table tray
- Brake pedal
- Strolling bracket

## VELA TANGO 300E


From £3315 + vat



- Easy Reach Brake System
- Electric Height Adjustment (Max Height 69cm)
- Range of Accessories
- Backrest Height Adjustment (with tools)
- Armrest Height Adjustment (with tools)
- Armrest Width Adjustment (with tools)

Weight Limit: 31.5 Stone  
Warranty: 2 Years (8 Hour Use)

### MOVEMENT RANGE



### How the chair supports you

VELA Tango 300E with electric lift for Bariatric requirements up to 31.5 Stone – reinforced for safety and comfort for all persons with disabilities or limited mobility within recommended user weights of 175-200kg. The large handled brake system gives a fixed position when needed, or when unlocked the four large-diameter wheels provide easy manoeuvring.

**Electric controls** are easily reached under the left or right armrests with sitting heights between 42cm and 57cm as standard, or 49-69 with the alternative lift option.

**Safety:** The stable armrests, base and central brake prevent the chair from moving, and make it easy to get in and out of the chair even when full weight is applied to the armrests.

**Comfort:** The ergonomic seat and backrest both of which may be adjusted to suit the user's needs, ensure good sitting comfort and support.

**Mobility:** The chair is easy to move around due to smooth-rolling castors and plenty of room between the castors. The height adjustment promotes mobility and access.

### DIMENSIONS

Backrest Height 430mm  
Backrest Width: 380mm  
Seat Depth: 460-560mm  
Seat Height: 420-690mm  
Seat Width: 580mm

### EXTRAS

VELA Tango 300E may be tailored to suit each individual user perfectly, and the following accessories are available:

- Custom fit seat and backrests
- Head support
- Leg support
- Different types of armrests

# VELA TWIST

## Electric Height Adjustable

From £3800 + vat

Weight Limit: 23.5 Stone  
Warranty: 5 Years (8 Hour Use)

Foldable armrests make it easy to move in and out of the chair

Seat Tilt Adjustment

Electric Height Adjustment (Max Height 74cm)

Safe & Easy to Use Wheel Brake

Backrest Height Adjustment

Seat Depth Adjustment



## How the chair supports you

VELA Twist is a hybrid between the well-known VELA work chair and the manual wheelchair. The chair is developed for users with disabilities, who need the advantages of a work chair, and, at the same time, are dependent on the mobility of a wheelchair. Electric height adjustment provides flexibility, e.g. access to high tables and cupboards - a task conventional wheelchairs do not allow or make difficult.

VELA Twist is very light to move and the sprung rear wheels of VELA Twist ensure that indoor obstacles such as bumps can be easily and safely traversed.

The parking brake is easy to use and stylishly concealed in the wheel. Moreover, the large wheels ensure that even in a small space you can still manoeuvre with excellent flexibility.

The seat height can be electrically adjusted from 40 cm to 74 cm with the touch of a button, while its stable base will ensure that the chair is always firmly grounded.

### Individual adjustment

VELA Twist can be ordered with a large selection of accessories and special solutions for the chair to be adapted to the needs of individual users. VELA offers individual solutions with padding, comfort, support, handles and electric adjustment. For more information please contact Shape.

### MOVEMENT RANGE



Back height

Electric height adjust

## STANDARD DIMENSIONS

Backrest Height: 450mm  
Backrest Width: 430mm  
Seat Depth: 370-440mm  
Seat Height: 400-740mm  
Seat Width: 440mm



# SIT-STAND SEATING

HÄG Capisco & Capisco Puls  
SCORE Amazon  
Ascot Saddle  
BackApp 2.0  
Varier Move  
muvman  
Swopper  
RH Support & RH Alternative

The importance of varying your postures is key to helping reduce back pain and other musculoskeletal disorders, and the health benefits associated with standing to work is quickly gaining momentum in the UK. Our range of Sit-Stand Seating will help you achieve a better balance at work, allowing you to move seamlessly between a sitting and standing posture.

The key benefit of the sit-stand posture is to keep the pelvic angle open AND MAINTAIN THE NATURAL CURVE TO THE SPINE as far as possible.

The addition of flexible MOVEMENT found in options such as the **BackApp**, **Varier Move** and **muvman** provide a welcome relief from static postures

# HÄG CAPISCO

8106 (as shown) from £661 + vat

Best for: Variation of posture

Backrest height adjustment

Seat depth adjustment

Rear seat recline adjustment

Sculptured back support also allows you to sit back-to-front with the chest supported

Saddle shaped seat

Optional footring

Integral foot support

Weight Limit: 17.5 Stone  
Warranty: 10 Years (9 Hour Use)



## How the chair supports you

The HÄG Capisco office chair is designed to support a wide range of applications and is particularly well suited to work surfaces at different heights or to height-adjustable desks. Your first choice will be to choose if you prefer a backrests or not, but the addition of the stylish and functional backrest allows the chair to be used in many different ways – forwards, backwards or even sideways!

The shape of the Capisco seat allows the user to choose between a perching position, without the need for back support, or indeed to use the chair in a more traditional seated posture with the backrest supporting the lumbar spine.

HAG Capisco is fully padded to ensure long term comfort for normal office use. HAG recently launched the Capisco PULS range to complement the existing range, and is more suited to clinical and educational environments with a firm plastic shell.

### FREE FLOAT



### \*SEAT HEIGHT OPTIONS

150mm Lift: 410-550mm  
200mm Lift: 485-660mm  
265mm Lift: 570-810mm

ALL CAPISCO CHAIRS COME WITH A CHOICE OF CASTORS OR GLIDES:

Carpet Castors: **No upcharge**      Glides: **No upcharge**

Hard Floor Castors: **No upcharge**

### SUITABLE FOR

- LUMBAR PAIN
- NECK & SHOULDER PAIN
- PELVIC PAIN
- SCIATIC PAIN

## 8106 STANDARD DIMENSIONS\*

Backrest Height: 440mm  
Effective Seat Depth: 420mm  
Seat Height: 485-660mm\*  
Seat Width: 490mm

### EXTENDED RANGE

## 8105: FULLY PADDED

Saddle Seat with Fixed/Flat Tilt without backrest: £261 + vat

### Standard Dimensions\*

Backrest Height: N/A  
Effective Seat Depth: 420mm  
Seat Height\*: 570-810mm  
Seat Width: 490mm



## 8106: FULLY PADDED

Saddle Seat with backrest and rear seat tilt allowing variation in postures: £661 + vat

### Standard Dimensions\*

Backrest Height: 440mm  
Effective Seat Depth: 370-470mm  
Seat Height: 485-660mm  
Seat Width: 490mm



# CAPISCO PULS

8010 (as shown) from £273 + vat



Backrest height adjustment

Seat depth adjustment

Rear seat recline adjustment

Sculptured back support also allows you to sit back-to-front with the chest supported

Saddle shaped seat

Optional footring

Integral foot support

Weight Limit: 17.5 Stone  
Warranty: 10 Years (9 Hour Use)

## SUITABLE FOR

- LUMBAR PAIN
- NECK & SHOULDER PAIN
- PELVIC PAIN
- SCIATIC PAIN

## PULS 8010 STANDARD DIMENSIONS

Backrest Height: 470mm  
Effective Seat Depth: 370-470mm  
Seat Height: 455-620mm\*  
Seat Width: 460mm

### \*SEAT HEIGHT OPTIONS

150mm Lift: 410-550mm  
200mm Lift: 485-660mm  
265mm Lift: 570-810mm



## EXTENDED RANGE

### PULS 8001

Plastic seat shell\* with an integrated ischial cushion - Saddle Seat with Fixed/Flat Tilt without backrest: £194 + vat

#### Standard Dimensions\*



Backrest Height: N/A  
Effective Seat Depth: 420mm  
Seat Height\*: 540-770mm  
Seat Width: 460mm

### PULS 8002

Plastic seat shell\* with slimline seat cushion - Saddle Seat with Fixed/Flat Tilt without backrest: £274 + vat

#### Standard Dimensions\*



Backrest Height: N/A  
Effective Seat Depth: 420mm  
Seat Height\*: 555-785mm  
Seat Width: 460mm

### PULS 8010

Plastic seat shell\* with an integrated ischial cushion - Saddle Seat with backrest and rear seat tilt allowing variation in postures: £273 + vat

#### Standard Dimensions\*



Backrest Height: 470mm  
Effective Seat Depth: 370-470mm  
Seat Height\*: 455-620mm  
Seat Width: 460mm

### PULS 8020

Plastic seat shell\* with a slimline seat cushion - Saddle Seat with backrest and rear seat tilt allowing variation in postures: £324 + vat

#### Standard Dimensions\*



Backrest Height: 470mm  
Effective Seat Depth: 370-470mm  
Seat Height\*: 470-635mm  
Seat Width: 460mm



# SCORE AMAZON

Price from: £252 + vat (exc. backrest)

- With\* or Without Backrest
- Seat Tilt Adjustment
- Back Angle Adjustment
- Backrest Height Adjustment
- Compact 5-star base makes this suitable for tight spaces
- Wipe Clean Vinyl Cover



## MOVEMENT RANGE



Seat tilt



Seat height

Weight Limit: 19 Stone  
Warranty: 5 Years (8 Hour Use)

### How the chair supports you

The Score Amazone Saddle Stool is available with or without a backrest and comes with an anatomically shaped saddle seat with adjustable forward seat tilt to encourage a healthy back posture.

The compact base allows the stool to be wheeled around easily in tight spaces and around obstacles, and the vinyl covering makes this particularly suited to clinical environments.

### DIMENSIONS

Seat Depth: 300mm  
Seat Height: 600-790mm  
(\*Low inc. backrest)  
Seat Width: 340mm

### SUITABLE FOR

 LUMBAR PAIN  
 SCIATIC PAIN

### EXTRAS

The Amazone comes with two choices of gas heights:

Without Backrest: Low: 57-76cm or High: 64-89cm:

**£252 + vat**

With Backrest: Low: 60-79cm or High: 67-92cm:

**£363 + vat**

Foot-operated height adjustment:

**£164 + vat**

Carpet Castors:

**No upcharge**

Hard Floor Castors:

**No upcharge**

# ASCOT SADDLE STOOL

Price: £220 + vat

- Seat Tilt Adjustment
- Wipe Clean Vinyl Cover



## MOVEMENT RANGE



Seat tilt



Seat height

Weight Limit: 19 Stone  
Warranty: 5 Years (8 Hour Use)

### How the chair supports you

The Ascot Saddle Stool is an anatomically shaped saddle seat with adjustable forward seat tilt to encourage a healthy back posture, with the vinyl covering making this particularly suited to clinical environments.

### DIMENSIONS

Seat Depth: 460mm  
Seat Height: 525-700mm (standard)  
Seat Width: 340mm

### SUITABLE FOR

 LUMBAR PAIN

### EXTRAS

The Ascot comes with three choices of gas heights:

Low: 525-700mm

High: 625-825mm

Extra High: 700-975mm

Carpet Castors:

**No upcharge**

Hard Floor Castors:

**No upcharge**

# BACKAPP 2.0

Price from: £463 + vat



- Unique 360 degree Movement
- Gentle Rocking Motion
- Adjustable Movement Range
- Adjustable Seat Height
- Optional Wheeled Base

## MOVEMENT RANGE



Seat height

360 movement

Weight Limit: 17.3 Stone

Warranty: 5 Years (8 Hour Use)

### How the chair supports you

Back App is a unique chair for people struggling with back pain, or for those who want to prevent future back problems! This chair has a rocking mechanism, based around the red ball in the images. **The ball can be adjusted to increase or decrease movement in the stool**, and allow you to gradually train your back and increase muscle strength. If you need to move around the office on your BackApp you can also retrofit the BackApp Wheels, as shown.

**The Back App chair will provide a dynamic sitting position that increases the blood flow and has both preventive and soothing impact on back pain.**

### DIMENSIONS

|              |   |
|--------------|---|
| Seat depth:  | 381mm   |
| Seat height: | 666-892mm<br>(floor to back of seat at highest point) |
| Seat width:  | 472mm   |

### SUITABLE FOR



LUMBAR PAIN

SCIATIC PAIN

PELVIC PAIN

### EXTRAS

BackApp Wheels:  
+ £160 + vat

BackApp Wheels can be retrofitted to your BackApp 2.0 and easily removed if you want to return to your standard base option.



# VARIER MOVE

Price: £220 + vat



- Compact Curved Base Provides 360 degree Movement
- Adjustable Seat Height
- Saddle Seat Available in 2 Sizes
- Friction pad for increased stability

## MOVEMENT RANGE



Seat height

360 movement

Weight Limit: 15.7 Stone

Warranty: 5 Years/Mechanism

7 Years/Wooden parts (registration required)

### How the chair supports you

The Ascot Saddle Stool is an anatomically shaped saddle seat with adjustable forward seat tilt to encourage a healthy back posture, with the vinyl covering making this particularly suited to clinical environments.

### Available in three sizes:

#### Move Standard:

43cm Diameter Standard Seat & Base 40cm Diameter

#### Move Light:

36cm Diameter Small Seat with Standard Base 40cm Diameter

#### Move Kids:

This model has a slightly smaller seat than the standard Move (36cm Diameter) and comes with the low gas lift and smaller base (34cm Diameter) with Rubber Sole as standard.

### DIMENSIONS

|                |                      |
|----------------|----------------------|
| Seat depth:    | 430mm                |
| Seat height:   | 560-820mm (standard) |
| Seat width:    | 430mm                |
| Base diameter: | 430mm                |

### EXTRAS

Low gas lift  
490-680mm

Medium gas lift  
560-820mm

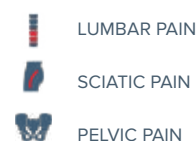
High gas lift  
650-870mm

## MOVE STANDARD

## MOVE LIGHT

|                |                      |
|----------------|----------------------|
| Seat depth:    | 360mm                |
| Seat height:   | 560-820mm (standard) |
| Seat width:    | 360mm                |
| Base diameter: | 340mm                |

### SUITABLE FOR



LUMBAR PAIN

SCIATIC PAIN

PELVIC PAIN

## MOVE KIDS

|                |           |
|----------------|-----------|
| Seat depth:    | 360mm     |
| Seat height:   | 490-680mm |
| Seat width:    | 360mm     |
| Base diameter: | 340mm     |

# MUVMAN

£299.17 + vat



- Adjustable Seat Height
- Stable Base Plate
- 4° forward tilt of the spring strut
- Movement comes from the joint in the baseplate
- Comfortable, super soft seat
- Practical grip

## MOVEMENT RANGE



Weight Limit: 18 Stone  
Warranty: 3 Years (8 Hour Use)

### How the chair supports you

An intelligent perching stool that gives you proper support without causing pressure points. With lots of practical details such as the grip for easy carrying of the seat.

**4° forward tilt of the spring strut:** This means that you always sit at an optimum distance to your working surface - regardless of your height and physique. The "muvman" prevents you from hunching your back as easily happens when sitting high.

**Movement comes from the joint in the baseplate, with a stable non-slip base plate:** This keeps your hips free and flexible and your leg muscles active. This improves the transport of blood back from the legs to the heart.

## DIMENSIONS

Seat depth: 310mm  
Seat height: 51-84cm (Standard)  
60-93cm (High)  
Seat width: 340mm

## SUITABLE FOR



## AVAILABLE IN TWO MODELS

**Standard:**  
Seat Height 51-84cm  
**High:**  
Seat Height 60-93cm.

# SWOPPER STANDARD

£391.67 + vat



- The one with the spring!
- Adjustable Tension
- 360 degree Movement

## MOVEMENT RANGE



Weight Limit: 18 Stone (11 stone for Small)  
Warranty: 3 Years (8 Hour Use)

### How the chair supports you

The innovative 3D technology permits movement and change of posture in all directions. Thanks to its unique three-dimensional movement the award-winning active seat adapts itself to you - not vice versa! This active sitting in three dimensions keeps you in motion all the time and strengthens your back. You keep fit and feel good.

The entry-level model (swopper Standard) with robust cover of SOFTEX, an easy to clean, robust cotton/synthetic mixed fabric. Optimum for use in environments with high levels of exposure to dirt, humidity and wear and tear.

## DIMENSIONS

Seat depth: 420mm  
Seat height (loaded): 420-560mm (Small)  
450-590mm (Standard)  
Seat width: 420mm

## SUITABLE FOR



## EXTRAS

Base colour: anthracite or titanium\*  
**(\*upcharge add £28.33 + vat)**

**Spring colour:** Black

**Base:** With felt- and metal gliders (for textile-covered floors like carpets and felt and for hard floors like stone, tiles and parquet) or with optional rollers. On request with special rollers for very deep pile carpets or rough floor surfaces.

Spring Options: SMALL (40-70kg weights) or MEDIUM (60-120 kg weights).

Seat height Options: SMALL loaded 42-56cm/MEDIUM 45-59cm (Unloaded: SMALL 47-61cm/MEDIUM 52-66cm).

### Spring Options:

SMALL (40-70kg weights) or  
MEDIUM (60-120 kg weights).

### Seat height Options:

SMALL loaded 42-56cm/MEDIUM 45-59cm (Unloaded: SMALL 47-61cm/MEDIUM 52-66cm).


# RH SUPPORT SADDLE

Price from: £228 + vat

- Adjustable Seat Height
- Saddle Seat Shape
- Seat Tilt Adjustment
- With or Without Backrest\*
- Backrest Angle Adjustment
- Backrest Height Adjustment



## MOVEMENT RANGE



Weight Limit: 19 Stone  
Warranty: 10 Years (9 Hour Use)

### How the chair supports you

The RH Support is a sit stand chair system for people who require support and relief for their back and legs when mainly working in standing positions like cashier, laboratory, industrial assembly, commercial kitchen work etc.

The RH Support can also be used for lower working positions making it ideal for teaching, industrial and other applications. The Support series provides variable adjustment of seat on both models and back angle adjustment on the 4501\*.

A wide range of accessories enables flexible adjustment to individual requirements and working environments.

RH Support Saddle 4501\* - Including backrest, with seat tilt adjustment:

**£314 + vat**

RH Support Saddle 4502 – Excluding backrest, with seat tilt adjustment:

**£228 + vat**

### EXTRAS

#### Choice of castors:

Hard Floor, Carpet Castors or Glides: **no upcharge**  
Locking by Weight Castors: **£15 + vat**

#### Choice of gas stem:

Gas Stem STD: for seat height 565-810mm: **standard**  
Gas Stem 4FL - for seat height 345-540mm: **less £19 + vat**  
Gas Stem B - for seat height 375-510mm: **less £19 + vat**  
Gas Stem A - for seat height 415-545mm: **less £19 + vat**  
Gas Stem D - for seat height 485-665mm: **less £11 + vat**  
Polished Steel Base: **£15 + vat**  
Footring: **£30 + vat**

Available with adjustable backrest from:  
**£314 + vat**

Available in a choice of fabrics  
and vinyl for clinical environments.



# RH ALTERNATIVE

Price from: £320 + vat

- Unique Chest Support
- Seat Height Adjustment
- Seat Angle Adjustment
- Back Angle Adjustment



## MOVEMENT RANGE



Weight Limit: 19 Stone  
Warranty: 10 Years (9 Hour Use)

### How the chair supports you

The RH Support Alternative is an ideal solution for users wishing to relieve strain on their backs whilst working in a forward leaning position: tasks such as teaching at low desks leaning over children's work, doctors, dentists, chiropractors etc. The unique chest support allows you to lean forward and take the weight off the spine whilst supporting a more natural curve. The design of the chest support does not obstruct movement of the arms and can be adjusted in height to suit the individual.

The RH Support Alternative can also be used for lower working positions making it ideal for teaching, industrial and other applications. The Support series provides variable adjustment of seat and back angle. A wide range of accessories enables flexible adjustment to individual requirements and working environments

### EXTRAS

#### Choice of castors:

Hard Floor, Carpet Castors or Glides: **no upcharge**  
Locking by Weight Castors: **£15 + vat**

#### Choice of gas stem:

Gas Stem STD: for seat height 565-810mm: **standard**  
Gas Stem 4FL - for seat height 345-540mm: **less £19 + vat**  
Gas Stem B - for seat height 375-510mm: **less £19 + vat**  
Gas Stem A - for seat height 415-545mm: **less £19 + vat**  
Gas Stem D - for seat height 485-665mm: **less £11 + vat**  
Polished Steel Base: **£15 + vat**  
Footring: **£30 + vat**

Available in a choice of fabrics and vinyl for clinical environments.



# KNEELING CHAIRS

Varier Variable  
Wing  
Thatsit

A long time ago, before specialist companies like Shape Posture Seating came to existence, a man called Peter Opsvik came up with the design for a 'kneeling chair' that kept the body in balance, and the lumbar spine in as natural a posture as could be achieved when sitting down. The concept, in Peter Opsvik's own words, was

**'to make furniture that inspires movement and activity and encourages correct and varied body movement'**  
(Quote taken from an unpublished leaflet entitled 'The Story of Balance', Peter Opsvik, Date Unknown).

His solution was the Variable Kneeling Stool, and the concept is as relevant today as it was 50 years ago

# VARIABLE KNEELING STOOL

Price from: £232.50 + vat



## How the chair supports you

With a Variable Kneeling stool the seat gently tilts the pelvis forward and encourages an upright posture. The abdomen and back muscles engage to keep the spine upright, which strengthens the core muscles and prevents back and shoulder tension. As the body moves from an active to a relaxed posture the flexible runners respond with a gentle pendular motion.

## EXTRAS

Optional 'distance blocks' available to reduce the distance between the knee and seat, for those under 150cm in height or children:



**add £40 + vat**

- Gentle rocking motion
- Forward pelvic tilt
- Improved circulation

## DIMENSIONS

|              |       |
|--------------|-------|
| Seat depth:  | 720mm |
| Seat height: | 500mm |
| Seat width:  | 520mm |

## SUITABLE FOR

-  LUMBAR PAIN
-  PELVIC PAIN
-  SCIATIC PAIN

## THATSIT KNEELING STOOL

From: £805.83 + vat



## DIMENSIONS

|                  |            |
|------------------|------------|
| Backrest height: | 930-1030mm |
| Backrest width:  | 560mm      |
| Seat depth:      | 920mm      |
| Seat height:     | 510mm      |
| Seat width:      | 560mm      |

- Gentle rocking motion
- Forward pelvic tilt
- Improved circulation
- Adjustable Knee Pads
- Adjustable Height Backrest

## SUITABLE FOR

-  LUMBAR PAIN
-  PELVIC PAIN
-  SCIATIC PAIN
-  NECK & SHOULDER PAIN

## How the chair supports you

All the benefits of the Variable, with a more solid construction, thicker padding, adjustable/flexible knee pads, and the option to have a backrest, make this the ultimate kneeling chair solution.

## WING KNEELING STOOL

From: £518.33 + vat






## DIMENSIONS

|              |           |
|--------------|-----------|
| Seat depth:  | 580mm     |
| Seat height: | 520-720mm |
| Seat width:  | 580mm     |


- Forward pelvic tilt
- Seat Height Adjustment
- 5-star base with castors
- Adjustable Knee Pads

## SUITABLE FOR

-  LUMBAR PAIN
-  PELVIC PAIN
-  SCIATIC PAIN

## How the chair supports you

The Wing provides the key benefits of the Variable, with the added benefits of being able to adjust the seat height and move around with the 5-star base.



# CONTROL ROOM SEATING

KAB 24hr Control Room  
RH Logic 400 Elite

Of all the environments that require optimum levels of comfort, the control room is significant. Control room operators need to remain alert and aware throughout long shift patterns, and the environment around them should facilitate this – a key factor being the chairs they use. Our 24hr range offers superior levels of comfort and ergonomics with high levels of manufacturing you can trust within demanding working environments.

# KAB 24HR CONTROL ROOM

KAB Director (as shown) from: £609 + vat





## How the chair supports you

A favoured chair among control room workers. From the entry level KAB Director to the ACS Executive, the range provides excellent levels of comfort and variations to suit a wide variety of individuals. All models include adjustable lumbar support, adjustable headrest and flip down armrests. For optimum levels of adjustment the ACS Executive features an Air Comfort System, which enables user's flexible comfort through 8 lumbar zones.

- Backrest angle adjustment to 16 degrees
- Adjustable lumbar support
- Tip-up armrests
- Contoured cushions
- Seat tilt
- Seat tilt tension adjuster
- Adjustable Headrest

## SUITABLE FOR

-  LUMBAR PAIN
-  NECK & SHOULDER PAIN

## KAB DIRECTOR £609 + vat

### DIMENSIONS

|                  |                      |
|------------------|----------------------|
| Backrest Height: | 940mm                |
| Backrest Width:  | 530mm                |
| Seat Depth:      | 490mm                |
| Seat Height:     | 460-560mm (standard) |
| Seat Width:      | 530mm                |

### A-SYNCHRO MECHANISM



Back height

Seat depth

Seat height

### EXTENDED RANGE

## KAB CONTROLLER £811 + vat



### Standard Dimensions\*

|                  |                      |
|------------------|----------------------|
| Backrest Height: | 940mm                |
| Backrest Width:  | 530mm                |
| Seat Depth:      | 490mm                |
| Seat Height:     | 460-560mm (standard) |
| Seat Width:      | 530mm                |

## KAB K4 PREMIUM £765 + vat

(Includes Comfort Headrest, Seat Depth Adjustment plus Seat Cushion Tilt Adjuster as standard)



### Standard Dimensions\*

|                  |                      |
|------------------|----------------------|
| Backrest Height: | 930mm                |
| Backrest Width:  | 490mm                |
| Seat Depth:      | 430-480mm            |
| Seat Height:     | 460-560mm (standard) |
| Seat Width:      | 490mm                |

## KAB EXECUTIVE £730 + vat



### Standard Dimensions\*

|                  |                      |
|------------------|----------------------|
| Backrest Height: | 940mm                |
| Backrest Width:  | 560mm                |
| Seat Depth:      | 490mm                |
| Seat Height:     | 460-560mm (standard) |
| Seat Width:      | 560mm                |

## KAB ACS EXECUTIVE £1,030 + vat

(Including Adjustable Air Support System in all cushions, plus Comfort Headrest as standard)



### Standard Dimensions\*

|                  |                      |
|------------------|----------------------|
| Backrest Height: | 940mm                |
| Backrest Width:  | 550mm                |
| Seat Depth:      | 490mm                |
| Seat Height:     | 460-560mm (standard) |
| Seat Width:      | 550mm                |



# RH LOGIC 400 ELITE

From £842 + vat



Adjustable lumbar support

Knee-Tilt Free Float Mechanism

Optional Neck/Head Rest

Improved Ventilation

Optional XL Armrests

Thicker Seat and Back Pads

Seat tilt tension adjuster

Image shows RH Logic 400 Elite with optional neckrest.

## How the chair supports you

A chair that is used all day long naturally needs to be extra comfortable and durable. RH Logic 400 Elite has all the ergonomic features of the RH Logic 400 that has gained this chair FIRA Ergonomics Excellence for many years, and has an extra wool layer in the seat and back to enhance ventilation and comfort. As with all Logic chairs the fabric and the pads can be changed easily. The guarantee period is five years.

### EXTRAS

Adjustable XL Armrests:  
**£170 + vat**

XL Seat (w485mm x d515mm):  
**£49 + vat**

Neck Rest:  
**£54 + vat**

### Seat Height:

Gas Stem A – 410-539mm  
**(Standard)**

Gas Stem B – 480-610mm  
**(no upcharge)**

Weight Limit: 23.5 Stone  
Warranty: 5 Years (24 Hour Use)

### FREE FLOAT KNEE TILT



Free Float Knee Tilt



Back height

Seat depth

Seat height

### SUITABLE FOR



COCCYX PAIN



NECK & SHOULDER



LUMBAR PAIN



SCIATIC PAIN

## STANDARD DIMENSIONS

Backrest Height: 600-680mm  
Backrest Width: 440mm  
Seat Depth: 475- 535mm  
Seat Height: 435-555mm  
Seat Width: 465mm



# HEIGHT ADJUSTABLE DESKS

Desk Rise  
Conset

The benefits of being able to stand to work are widely debated and the concept of 'Sit-Stand working' is quickly gaining popularity in the UK. Shape have been supplying sit-stand desks for over 15 years and can attest to the benefits as reported by our customers - being able to vary your posture throughout the day can significantly improve your concentration, circulation and overall well-being.

Our range of Sit-Stand desks can accommodate most requirements, but if you need something more bespoke we are happy to look for a solution.

# DESKRISE

## DESKRISE SPS3

Heights between 62cm and 122cm

DeskRise SPS3 is our newest, and most comprehensive sit-stand solution, offering:

- Width-adjustment to suit desks between 120 width and 200 width
- Working heights between 62cm and 122cm
- Anti-collision function
- Digital display with memory function
- Rated to 100kg Dynamic Load



Without crossbars to impede leg space, it is suited for double sided conference use, and is ideal for wheelchair users or when using in combination with a leg rest.

### FRAME ONLY

Frame only cost:  
**£399 + vat**

### FRAME + TOP

Frame + 120x80 Top:  
**£462 + vat**

Frame + 140x80 Top:  
**£473 + vat**

Frame + 160x80 Top:  
**£478 + vat**

Frame + 180x80 Top:  
**£501 + vat**

Other top sizes and shapes are available.

## DESKRISE SPS2

Heights between 72cm and 117cm

DeskRise SPS2, with crossbeam, is our most stable width adjustable sit-stand desk:

- Width-adjustment to suit desks between 120 width and 200 width
- Working heights between 72cm and 117cm
- Push-button height adjustment
- Rated to 80kg Dynamic Load



### FRAME ONLY

Frame only cost:  
**£435 + vat**

### FRAME + TOP

Frame + 120x80 Top:  
**£498 + vat**

Frame + 140x80 Top:  
**£509 + vat**

Frame + 160x80 Top:  
**£514 + vat**

Frame + 180x80 Top:  
**£537 + vat**

Other top sizes and shapes are available.

# CONSET

## CONSET 501-25

Price from £393 + vat

Weight Capacity: 80kg

One of the most popular sit-stand solutions from Denmark, the 501-25 range accommodates the needs of most users with a variety of frame sizes.

Available in FOUR sizes:

**84cm wide, 133cm wide, 152cm wide and 172cm wide**

All models raise between 68cm and 118cm (Working Heights)



## CONSET 501-29

Price from £459 + vat

Weight Capacity: 125kg

**RISES TO 132cm FOR THE TALLER USER**

Available in FOUR sizes:

**84cm wide, 133cm wide, 152cm wide and 172cm wide**

All models raise between 65cm and 132cm (Working Heights)



## CONSET 501-11

Price from £598 + vat

Weight Capacity: 150kg

**HEAVY DUTY**

Available in THREE sizes:

**116cm, 156cm, 196cm**

All models raise between 65cm and 122cm (Working Heights)



## CONSET 501-11

Price from £903 + vat

Weight Capacity: 150kg

**3 COLUMN HEAVY DUTY**

Available in TWO sizes:

**156x156cm, 196x196cm**

All models raise between 65cm and 122cm (Working Heights)



# WHAT SIZE TOP CAN I HAVE ON EACH FRAME?

Other shapes and sizes are available

| Top size:                                       | Top price: (Exc Vat) | DeskRise SPS3 | DeskRise SPS2 | 501-25 (84cm Wide) | 501-25 (133cm Wide) | 501-25 (152cm Wide) | 501-25 (172cm Wide) | 501-29 (84cm Wide) | 501-29 (133cm Wide) | 501-29 (152cm Wide) | 501-29 (172cm Wide) | 501-11 (116cm Wide) | 501-11 (156cm Wide) | 501-11 (196cm Wide) | 501-11 (156x156cm wide) | 501-11 (196x196cm wide) |
|---|----------------------|---------------|---------------|--------------------|---------------------|---------------------|---------------------|--------------------|---------------------|---------------------|---------------------|---------------------|---------------------|---------------------|-------------------------|-------------------------|
| Frame price                                     |                      | £399          | £435          | £393               | £397                | £405                | £411                | £459               | £463                | £481                | £477                | £598                | £606                | £620                | £903                    | £969                    |
| 120x80S - 120x80cm Rectangular - <b>POPULAR</b> | £63                  | •             | •             | •                  |                     |                     |                     | •                  |                     |                     |                     | •                   |                     |                     |                         |                         |
| 120C - 120x100 Centre Cut-Out                   | £78                  | •             | •             | •                  |                     |                     |                     | •                  |                     |                     |                     | •                   |                     |                     |                         |                         |
| 120LW - 120x100 Left Hand Wave                  | £110                 | •             | •             | •                  |                     |                     |                     | •                  |                     |                     |                     | •                   |                     |                     |                         |                         |
| 120RW - 120x100 Right Hand Wave                 | £110                 | •             | •             | •                  |                     |                     |                     | •                  |                     |                     |                     | •                   |                     |                     |                         |                         |
| 140LW - 140x100 Left Hand Wave                  | £120                 | •             | •             |                    | •                   |                     |                     |                    | •                   |                     |                     | •                   |                     |                     |                         |                         |
| 140RW - 140x100 Right Hand Wave                 | £120                 | •             | •             |                    | •                   |                     |                     |                    | •                   |                     |                     | •                   |                     |                     |                         |                         |
| 140x80S - 140x80 Rectangular                    | £74                  | •             | •             |                    | •                   |                     |                     |                    | •                   |                     |                     | •                   |                     |                     |                         |                         |
| 160x80S - 160x80 Rectangular - <b>POPULAR</b>   | £79                  | •             | •             |                    |                     | •                   |                     |                    |                     | •                   |                     |                     | •                   |                     |                         |                         |
| 160C - 160x100 Rectangular Centre Cut-Out       | £126                 | •             | •             |                    |                     | •                   |                     |                    |                     | •                   |                     |                     | •                   |                     |                         |                         |
| 160L - 160x120x60 Left Hand Corner              | £157                 | •             | •             |                    |                     | •                   |                     |                    |                     | •                   |                     |                     | •                   |                     |                         |                         |
| 160LW - 160x100 Left Hand Wave                  | £157                 | •             | •             |                    |                     | •                   |                     |                    |                     | •                   |                     |                     | •                   |                     |                         |                         |
| 160R - 160x120x60 Right Hand Corner             | £157                 | •             | •             |                    |                     | •                   |                     |                    |                     | •                   |                     |                     | •                   |                     |                         |                         |
| 160RW - 160x100 Right Hand Wave                 | £157                 | •             | •             |                    |                     | •                   |                     |                    |                     | •                   |                     |                     | •                   |                     |                         |                         |
| 160x160L - Left Hand Corner Top                 | £176                 |               |               |                    |                     |                     |                     |                    |                     |                     |                     |                     |                     |                     | •                       |                         |
| 160x160R - Right Hand Corner Top                | £176                 |               |               |                    |                     |                     |                     |                    |                     |                     |                     |                     |                     |                     | •                       |                         |
| 180x80S - 180x80 Rectangular - <b>POPULAR</b>   | £102                 | •             | •             |                    |                     |                     | •                   |                    |                     |                     | •                   |                     | •                   |                     |                         |                         |
| 180C - 180x100 Centre Cut-Out                   | £130                 | •             | •             |                    |                     |                     | •                   |                    |                     |                     | •                   |                     | •                   |                     |                         |                         |
| 180L 180x120x60 Left Hand Curve                 | £167                 |               |               |                    |                     |                     |                     |                    |                     |                     |                     |                     | •                   |                     |                         |                         |
| 180LW - 180x100 Left Hand Wave                  | £167                 | •             | •             |                    |                     |                     | •                   |                    |                     |                     | •                   |                     | •                   |                     |                         |                         |
| 180R 180x120x60 Right Hand Curve                | £167                 |               |               |                    |                     |                     |                     |                    |                     |                     |                     |                     | •                   |                     |                         |                         |
| 180RW - 180x100 Right Hand Wave                 | £167                 | •             | •             |                    |                     |                     | •                   |                    |                     |                     | •                   |                     | •                   |                     |                         |                         |
| 180x180L - Left Hand Corner Top                 | £195                 |               |               |                    |                     |                     |                     |                    |                     |                     |                     |                     |                     |                     | •                       |                         |
| 180x180R - Right Hand Corner Top                | £195                 |               |               |                    |                     |                     |                     |                    |                     |                     |                     |                     |                     |                     | •                       |                         |
| 200x80S - 200x80 Rectangular                    | £120                 |               |               |                    |                     |                     |                     |                    |                     |                     |                     |                     |                     | •                   |                         |                         |
| 200C - 200x100 Centre Cut-Out                   | £149                 |               |               |                    |                     |                     |                     |                    |                     |                     |                     |                     |                     | •                   |                         |                         |
| 200L - 200x120x60 Left Hand Corner              | £195                 |               |               |                    |                     |                     |                     |                    |                     |                     |                     |                     |                     | •                   |                         |                         |
| 200LW 200x100 Left Hand Wave                    | £195                 |               |               |                    |                     |                     |                     |                    |                     |                     |                     |                     |                     | •                   |                         |                         |
| 200R - 200x120x60 Right Hand Corner             | £195                 |               |               |                    |                     |                     |                     |                    |                     |                     |                     |                     |                     | •                   |                         |                         |
| 200RW 200x100 Right Hand Wave                   | £195                 |               |               |                    |                     |                     |                     |                    |                     |                     |                     |                     |                     | •                   |                         |                         |
| 200x200L - Left Hand Corner Top                 | £230                 |               |               |                    |                     |                     |                     |                    |                     |                     |                     |                     |                     | •                   |                         | •                       |
| 200x200R - Right Hand Corner Top                | £230                 |               |               |                    |                     |                     |                     |                    |                     |                     |                     |                     |                     | •                   |                         | •                       |



# POSTURE AIDS & ACCESSORIES

- Footrests & Leg Supports
- Writing Slopes & Document Holders
- Laptop Stands & Accessories
- Mice & Keyboards
- Monitor Arms & Stands
- Arm & Wrist Supports
- Back Supports
- Seat Cushions
- Sit-Stand Platforms

BAKKER ELKHUIZEN

You can spend all the money in the world on an ergonomic chair, but if the rest of your environment isn't set up correctly you could still end up with aches and pains! The majority of people may not require any specialist seating, and simply need small adjustments to their workstation layout, environment and equipment.

At Shape we have sourced the very best products designed to support these needs, either as a supplement to a new chair, or a standalone solution.

**Sometimes you just need something simple!**

# FOOTRESTS & LEG SUPPORTS

## PLUM HEIGHT ADJUSTABLE FLAT FOOTREST

£72 + vat



Height Adjustable up to 160mm, this sturdy, non-slip footrest, can be used flat or angled. All Steel Construction with rubber footplate.

## 952 HIGH FOOTREST

£129 + vat



952 is an angle adjustable height adjustable footrest up to 290mm, with foot pedal adjustment. Heavy duty, sturdy metal frame

## ALLURE FOOTREST (96.513)

£28 + vat



The Allure has a non-slip surface, with height/angle adjustment at the front and back, and can be used flat if preferred. Lightweight plastic construction.

## 959 FOOTREST

£139 + vat



Our highest footrest! From 90mm to 370mm, the 959 can easily be manually adjusted in height and angle simply by using your feet. The "open" frame allows the footrest to be placed close to the chair without it interfering with the base of the chair.

## HAG QUICKSTEP

£106 + vat



HAG Quickstep is a non-slip, fixed height footrest designed for movement - it can be used with the flat surface to the floor to provide a rounded footrest, or with the curved side down to allow for a rocking movement.

## RELAX FOOTREST

£60 + vat



Perfect for use with foot operated dictation tasks, the RELAX footrest has a cut-out made specifically to house the foot pedal to reduce strain on the foot, ankle, hips and knees. Height and angle adjustable.

## DISCUS 250 FOOTREST (150 - 250MM)

£72 + vat



Discus 250 is a sturdy, height adjustable footrest up to 250mm, with foot-adjustment button and stable foot platform.

## ERGOCHAIR DOUBLE LEG REST

(Fabric or Vinyl)

£139 + vat



Height and angle adjustable padded double leg rest in either fabric or vinyl, slightly contoured to reduce pressure points, and fitted with either castors or fixed glides.

## FOOTFORM 2 HEIGHT ADJUSTABLE FOOTREST (DUAL)

£153 + vat



The Footform footrest is height adjustable up to 30cm (Dual Footrest) allowing you to raise the level of the surface to suit you. It is adjustable with a foot operated pedal making it easy to adjust throughout the working day when needed.

## ERGOCHAIR SINGLE LEG REST

(Fabric or Vinyl)

£125 + vat



As above but for single leg use only.

# WRITING SLOPES & DOCUMENT HOLDERS

## FLEXDESK ADJUSTABLE DOCUMENT HOLDER/WRITING SLOPE

£102.95 + vat



**Our best-selling combined writing slope and document holder**, the Flexdesk slides effortlessly over the keyboard to provide a stable writing platform. Simple to use, lightweight and elegant. Suitable for A4 and A3 documents. Dimensions (wxdxh) 470x310x110mm

## Q-DOC 415 DOCUMENT HOLDER

£61.95 + vat



This transparent document holder is placed between screen and keyboard, and is designed for use with compact keyboards. With storage space underneath for a keyboard. Dimensions (wxdxh mm) 390x275x115mm

## CLEAR SLOPE PRO

£99 + vat + vat



The new transparent and non-reflective CLEAR SLOPE PRO offers easy and quick angle adjustment across 13 levels from and incredible 8° to 55°! just 2.4 kg in weight, and incorporating a padded document shelf to ensure no pressure is applied to the users wrists, this combined reading and writing slope is the perfect all-rounder. Suitable for A4 and A3 documents. Dimensions (wxdxh) 530x320x110mm

## U TURN

£30 + vat



The clever little, but sturdy stand offers 7 levels of adjustment for A4 landscape or portrait document and book support. The unique design allows the user to choose easily and quickly between a document holder and a book holder. The book holder function will hold the pages of the book open, and will even accommodate larger sized books. Angles from 25-65 Degrees and made from high strength steel. Dimensions (wxh): 300x300mm

## ERGODOC BASIC INLINE COPYHOLDER WITH KEYBOARD STORAGE FA 410

£49 + vat



Fixed height, A3 copy holder. By placing it in between the keyboard and the monitor, this creates an 'in-line' workspace where the eye's distance between the documents and the monitor is always the same. This results in minimal eye fatigue and less neck strain. With storage space underneath for a keyboard. Dimensions (wxdxh): 510x270x190 mm

## WEIGHTED BASE DOCUMENT HOLDER

£53 + vat



This free standing angle and height adjustable document holder allows you to position your work in a position most comfortable to you, thereby reducing neck movement. Unique, built-in swing arm supports computer forms, 280mm x 432mm paper, pictures, notes or other miscellaneous items.

## ERGODOC HIGH - HEIGHT ADJUSTABLE INLINE COPYHOLDER WITH KEYBOARD STORAGE HA 410

£53 + vat



Angle-adjustable, A3 copy holder. By placing it in between the keyboard and the monitor, this creates an 'in-line' workspace where the eye's distance between the documents and the monitor is always the same. This results in minimal eye fatigue and less neck strain. With storage space underneath for a keyboard. Dimensions (wxdxh): 535x278x160-235 mm

## ERGODOC HEIGHT ADJUSTABLE INLINE COPYHOLDER HA 400

£49 + vat



Angle-adjustable, A3 copy holder. By placing it in between the keyboard and the monitor, this creates an 'in-line' workspace where the eye's distance between the documents and the monitor is always the same. This results in minimal eye fatigue and less neck strain. Dimensions (wxdxh): 536x270x136-206mm



# LAPTOP STANDS & ACCESSORIES

## TARGUS BUSINESS NOTEBOOK ROLLER

£72.99 + vat



This case is designed to fit notebooks up to 15" - 15.6" screens and includes a removable sleeve to transport your notebook to meetings. Keep your overnight items discreet during the day with the convenient clothing cover and travel smoothly with inline skate wheels and a telescopic trolley handle. Dimensions HxWxD (mm) 510x365x225mm/Weight (kg) 3.98kg

## ERGONOTE NOTEBOOK STAND

£40 + vat



A height adjustable acrylic notebook raiser. The ErgoNote® inclines and raises the screen of a notebook to eye-level. Making it easier and more pleasant to work on the notebook for several hours. This version has cut-outs for extra notebook cooling capacity. Dimensions HxWxD (mm) 136-206x350x270mm/Weight 651grams

## CASE LOGIC LAPTOP & IPAD ROLLER

£124.95 + vat



For the business person on the move, this roller carries it all. Your 15.6" laptop and iPad are protected in two dedicated compartments while a change of clothes and all your other business accessories stay organized in thoughtfully designed pockets. Dimensions HxWxD (mm) 239x465x429mm/Weight (kg) 3.3kg

## ERGO-T340 LAPTOP STATION

£106.95 + vat



Unique laptop solution incorporating a document holder AND the ability to integrate the Port Replicator docking station. Swivel base allows multiple viewing angles. Sturdy, secure fit for all laptops up to 17 inch widescreen. Dimensions HxWxD (mm) 115x276x275mm/Weight 2.8kg

## STANDIVARIUS AERO LAPTOP STAND

£54.50 + vat



Ultra-thin and lightweight laptop stand that attaches to the bottom of your laptop with a Velcro system. 3 sizes to choose from: aero1013 - for 10-13 inch screen, aero1415 - for 14-15 inch screen, aero1617 - for 16- 17 inch screen. Weight 135 grams

## ERGO-Q330 LAPTOP STATION

£65.95 + vat



This portable notebook stand is super thin and has 6 settings to adjust your laptop to the right height. A built in pivoting document holder allows for easy location of the laptop. Lightweight and completely foldable the Ergo-Q 330 fits into any notebook case. Dimensions HxWxD (mm) 295x215x15mm/Weight 400 grams

## SHADOW PORTABLE LAPTOP STAND

£44.99 + vat



The Worlds thinnest laptop stand! But still strong and stable. Suitable for most 15" - 15.6" laptops. This amazing laptop stand is just 1.2mm thick and weighs just 130 grams! The Shadow is secured to the back of your laptop stand with a simple Velcro system, and can be transferred to another laptop stand at any time as the Velcro packs can be supplied separately. Dimensions HxWxD (mm) 240x330x1.2mm/Weight 130 grams

## ERGO-Q220 LAPTOP STATION

£98.95 + vat



Made from Hylite aluminium, with rubber anti-slip feet and protective foam inside results in a rigid workstation. Lightweight and completely foldable to fit into any notebook case. Dimensions HxWxD (mm) 10x228x310mm. Weight 400 grams

# MICE & KEYBOARDS

## VERTICAL MOUSE STANDARD (RIGHT HANDED ONLY)

£64.95 + vat



Evoluent Vertical Mice ensure a neutral hand position. Supports your hand in a fully upright neutral handshake position that eliminates forearm twisting. The Standard model has 3 buttons, a scroll wheel and fixed DPI setting.

## VERTICAL MOUSE 4 (LEFT & RIGHT HAND OPTIONS)

£99.95 + vat



Supports your hand in a fully upright neutral handshake position that eliminates forearm twisting. True optical resolution sensor moves the pointer quickly to reduce hand movements. Version 4 has an improved shape with better thumb and finger support, and convenient adjustment of pointer speed. Small version available for Right Hand model: for hands less than about 7 inches or 178mm long from the tip of the middle finger to the wrist crease.

## VERTICAL MOUSE 4 WIRELESS (RIGHT HANDED ONLY)

£129.95 + vat



## ANIR VERTICAL MOUSE (RIGHT HANDED ONLY)

£80.17 + vat



Creates a neutral, relaxed position of hand and wrist, with movement coming from the forearm and not from your wrist. Holds like a joystick - works like a mouse. Small or Large Sizes Available

## ANIR VERTICAL MOUSE – WIRELESS (RIGHT HANDED ONLY) AS ABOVE

£132.77 + vat



## DXT ERGONOMIC MOUSE 2 (AMBIDEXTROUS)

£69.95 + vat



Ergonomic: relaxed, neutral wrist and hand position. Productive: "precision" grip for accurate navigation. Instantly switches between right-handed or left-handed use

## GRIP MOUSE – WIRELESS (RIGHT HANDED ONLY)

£46.95 + vat



The Grip Mouse places the bones, tendons and muscles of the forearm into a more neutral position, halfway between the Vertical Mouse and traditional, flatter mice. Wireless version

## GRIP MOUSE - WIRED VERSION (RIGHT HANDED ONLY) - AS ABOVE

£32.95 + vat



## CONTOUR ROLLERMOUSE FREE2

£199.99 + vat



RollerMouse Free2 is modern, intuitive and slim. An ultra-low ergonomic mouse alternative that is placed directly in front of you. This central and flat position allows you to work safer, faster and more comfortably, reducing the number of unnecessary movements.

### CIT MINI KEYBOARD (BLACK/USB)

£21.95 + vat



The CIT Mini Keyboard, with its compact size and low profile square keys (chiclet style), is an ideal, low cost, keyboard for people with limited desk space or for use with a portable computer. The numeric keypad on this keyboard is integrated into the standard keys, and is available once the Num Lock key is pressed, helping in reducing the overall footprint of this keyboard.

### SATURNUS MINI KEYBOARD USB

£49.95 + vat



A slimline ergonomic compact keyboard that allows you to place your mouse within a more convenient zone of reach. Comes with multimedia keys and 2 USB ports (USB hub). Mobile: only 2 cm thick and lightweight

### SATURNUS NUMERIC KEYPAD AND CALCULATOR (SILVER / USB)

£40.95 + vat



Suitable for users who are involved in intensive data entry and work with a compact keyboard. Including hand-held calculator functionality and extendable USB cable

### GOLDTOUCH NUMERIC KEYPAD USB

£67.95 + vat



The Goldtouch Numeric Keypad, with its USB hub, complements the Goldtouch keyboard and allows the convenience of remaining detached from the keyboard itself for optimal mouse and keypad placement.

### GOLDTOUCH GO2! WIRELESS BLUETOOTH SPLIT KEYBOARD

£179 + vat



Combine the portability and comfort of a fully ergonomic Goldtouch mobile keyboard with the best in Bluetooth technology. The elegant Go!2 Wireless Mobile Keyboard, with full-sized keys and all the benefits of Bluetooth technology is truly the perfect companion for the on-the-go worker.

### TARGUS USB NUMBER PAD WITH 2 X USB PORTS

£19.99 + vat



Low cost USB Numeric Keypad with 2-port Hub is ideal for the mobile user either at home or in the office. Offering two products in one it has all the functionality of a standard keypad plus it provides two USB 1.1 ports for additional accessories.

### GOLDTOUCH ADJUSTABLE SPLIT KEYBOARD - BLACK ONLY

£144.95 + vat



Designed to properly straighten the wrists and arms while aligning with the shoulders to achieve a neutral typing posture. No other keyboard allows for the range of adjustability provided by the Goldtouch Adjustable keyboard.

# MONITOR ARMS & STANDS

## VIEWMASTER M6 DESK BASE GAS MONITOR ARM (57.152)

£204 + vat



A built-in SUSPA® gas-spring in the M6 Monitor Arm allows for smooth light-touch adjustment and step-less height adjustment of 28.7cm range. VESA: MIS-D 75 x 75/100 x 100 mm compatible/Max. weight capacity of 10 kg. (up to 24"/24"W)/ Desk Clamp or Bolt Through.

## LCD MONITOR STAND NOTEBOOK CENTRE WIDE (44.660)

£58 + vat



Perspex flat-screen monitor stand with space for notebook storage/maximum weight capacity of 15kg.

## VIEWMASTER M6 DESK BASE GAS MONITOR ARM (57.592)

£365 + vat



As Above with 2 x articulating monitor arms.

## LCD MONITOR STAND WITH KEYBOARD STORAGE (44.550)

£34 + vat



Perspex flat-screen monitor stand with space for keyboard storage/maximum weight capacity of 15kg.

## VIEWGO MONITOR ARM - DESK 120

£65 + vat



Slender yet strong, this monitor arm combines a striking design with a tough steel construction. Static height adjustment range of 210 mm. Independent depth adjustment. VESA MIS-D 75 x 75/100 x 100 mm compatible/ Weight capacity max. 8 kg per monitor/ desk Clamp or Bolt Through.

## LEBLOC 65MM STAND FOR FLAT SCREEN MONITOR – BLACK

£11.55 + vat



65mm high, stackable monitor stand suitable for flat screens. Not compatible with 25mm or 50mm models.

## VIEWGO MONITOR ARM - DESK 130

£106 + vat



As Above for 2 x Monitors/Weight capacity max. 4 kg per monitor

## LEBLOC 50MM MONITOR STAND – BLACK

£8.12 + vat



50mm high, stackable monitor stand suitable for flat screens. Compatible with 25mm models

## FELLOWES ADJUSTABLE MONITOR RISER (R1)

£30 + vat



Height adjustable monitor stand with three positions 50mm-100mm

## LEBLOC 25MM MONITOR STAND – BLACK

£5.39 + vat



25mm high, stackable monitor stand suitable for flat screens. Compatible with 50mm models.

# ARM & WRIST SUPPORTS

## PUK WRIST REST

£6.95 + vat



A smooth, comfortable, gliding wrist rest. Resting between your palm and wrist, your PUK slides around whilst you use your computer mouse, supporting your wrist, elevating it to the height it should be.

## ERGOREST

£89 + vat



A variable arm rest an unlimited range of movement around 360 degrees. Variable in height. Attaches to the front of the desk. Suitable for left or right arm (or both).

## TRAPEZIUM ERGO WRIST REST – STANDARD

£24.95 + vat



A slimline gel wrist support with antibacterial technology. Size: 49 cm wide is ideal for full-size keyboards (33 cm wide for compact keyboards also available). Eco: recycled material

## ERGOREST MOUSE PAD

£120 + vat



As above, with the addition of a sturdy mouse platform.

## TRAPEZIUM ERGO WRIST REST – COMPACT

£20.95 + vat



As Above, suitable for compact keyboards

## GEL WRIST PADS FOR GOLDTOUCH KEYBOARD

£31.95 + vat



Gel filled wrist rests ideal for use with the Goldtouch Split Keyboard. These can be positioned separately.

## HANDY FOREARM SUPPORT

£83.95 + vat



Provides support for the forearms, not just the wrists. Padding makes the rest more comfortable than hard surfaces. Self-supporting and mounted on the front of the desk so worktop depth is increased.

# BACK SUPPORTS

## SPINAL BACK & NECK TALL

£137.74 + vat



From Therapeutica, this ergonomically designed back rest conforms to the natural contours of your spine, while leaving the shoulder blades and arms free for unrestricted movement. This TALL model is for users with back heights 630-680mm and comes with an integral neck support.

## SPINAL BACK SUPPORT AVERAGE

£116.66 + vat



As above. This model designed for users with back heights 580-630mm. Also available with Neck Support if required.

## SPINAL BACK SUPPORT PETIT

£112.08 + vat



As above. This model designed for users with back heights 530-580mm. Also available with Neck Support if required.

## LUMBAR D ROLL

£4.15 + vat



Simple lumbar D Roll for improving your posture: 4"x11"

## TEMPUR LUMBAR SUPPORT

£59.95 + vat



A lightweight lumbar support suitable for any chair. Made from special Tempur Memory Foam the shaped backrest moulds to the contours of your back. Simply place onto any seat and adjust the height of the backrest to suit you. The curved pad provides support in the lumbar region helping to maintain the natural curve of your spine.

## TEMPUR TRANSIT LUMBAR SUPPORT

£89.95 + vat



Slightly smaller than the Tempur Lumbar Support, the Tempur Transit Support is a lightweight lumbar support suitable for any chair, and is particularly suitable for the car. Made from special Tempur Memory Foam the shaped backrest moulds to the contours of your back. Simply place onto any seat and adjust the height of the backrest to suit you. The curved pad provides support in the lumbar region helping to maintain the natural curve of your spine.

## OBUSFORME LOW BACK SUPPORT

£49.95 + vat



The bio-mechanically moulded internal polycarbonate frame is both firm and flexible, promoting improved posture and providing support and comfort. Includes a detachable lumbar pad which can be placed anywhere on the form to provide additional support.

Cover can be removed for easy cleaning.

## OBUSFORME SEAT

£37.95 + vat



**Lowback can be combined with The Seat for total sitting comfort.**

## BACKFRIEND DELUX

£65 + vat



An ergonomic back support combining a back rest and seat support. The back is height adjustable to suit the individual. Very light at 1.6kg (3.5lb) it folds for easy carrying with the built in handle.

## ACTYV INFLATABLE LUMBAR SUPPORT

£52.95 + vat



Small inflatable back support with air pump, chair strap and removable cover for easy cleaning.

# SEAT CUSHIONS

## SERO CUSHION POLO

£21 + vat



The integral pockets of the Sero Pressure Cushions allow air to circulate enabling heat to disperse, while the high profile foam helps eliminate numbness and relieves pressure points caused by back aches and pain. All models are one size with varying cut-outs: Polo, Bonyparts, Coccyx and standard (no cut-out). The zipped polyester cover is hand washable.

## SERO CUSHION BONYPARTS

£21 + vat



As above

## SERO CUSHION COCCYX

£21 + vat



As above

## SERO CUSHION STANDARD

£21 + vat



As above

## 8 DEGREE WEDGE - MEMORY FOAM

£35.85 + vat



A base of high resilience foam to maintain support is fused with 3cm of visco elastic memory foam to give maximum comfort and pressure relief. An 8° angle ensures the natural 'S' shape of the spine is maintained.

## 8 DEGREE COCCYX WEDGE - MEMORY FOAM

£35.85 + vat



A base of high resilience foam to maintain support is fused with 3cm of visco elastic memory foam to give maximum comfort and pressure relief. An 8° angle ensures the natural 'S' shape of the spine is maintained. With Coccyx Cut-Out

## 8 DEGREE SLIMLINE WEDGE

£20 + vat



Made from high density foam, this 8° angled wedge ensures the natural 'S' shape of the spine is maintained.

## TEMPUR SEAT WEDGE

£69.95 + vat



A steeper angled wedge made from TEMPUR foam. Due to its shape, the seat wedge pushes the pelvis forward, which automatically brings your back to an upright posture

# SIT-STAND PLATFORMS

Price: £330 + vat

## WORKFIT-T, SIT-STAND DESKTOP WORKSTATION



With 38cm of lift, and 4.5-15.9kg lifting capacity, this easy-lift sit to stand workstation sits comfortably on top of your desk (min depth of desk 61cm)

The Ergotron WorkFit-T is designed for single monitors up to 30", and has an incredibly easy lifting mechanism that **places no strain on the back muscles - making this the ideal remedial solution for back pain sufferers.**

This solution works well both on straight edge desks, or in corner desk configurations.

The keyboard tray moves in tandem with the monitor platform, which is large enough to support your paperwork, and even support inline document holders, such as the ErgoDoc and Q-Doc 415

**Base Size:** w89cm x d64cm

**Keyboard Tray Dimensions:** w64cm x d23cm (Recommended max. keyboard width 45cm)



# WORKSTATION ASSESSMENTS

At Shape we are often asked what the best chair is, or what a person can do to improve their posture. The answer is often more complicated than first thought as it can depend on a number of factors. If you are suffering with discomfort and want to get the best advice possible, we would always advise a DSE workplace assessment. At Shape we have a number of trained assessors who can come to you to assess your workstation, providing you with the advice you need.

## Option 1: Full Workplace DSE Assessments

The DSE assessments will look at the following factors:

- Risk analysis
- Workstation design
- Environment
- Equipment needs
- Posture
- Interview with end-user to determine requirements/medical history etc.

Detailed anthropometric measurements will then be taken and a full written report with findings and suggested solutions supplied.

## Option 2: Seating Assessment

There will be times where just an assessment of the seating for an individual is required. Our assessors have over 8 years of experience in assessing and suggesting suitable equipment.

Our seating assessments will look at the following factors:

- Interview with end-user to determine requirements/ medical history etc.
- Detailed anthropometric measurements taken
- Quote with findings and suggested solutions

## Benefits of using Shape Posture Seating for your assessment needs:

- Cost effective solutions
- Speedy response, and quick turnaround of written reports
- Extensive experience of ergonomic products and the ergonomics industry
- We work with your existing H&S processes
- All specialist seating suggested by us will be supplied on a trial basis to ensure suitability
- Assessors covered by professional indemnity insurance

**Phone:**

**01629 814656**

Shape pride ourselves in offering the best advice, and when it comes to choosing ergonomic equipment it is vital that the products chosen are the very best for you or your customers. For this reason we see no better way of ordering your equipment than with a simple phone call.

**Online:**

**[www.shape-seating.com](http://www.shape-seating.com)**

If you already know what you need, by using our unique tailored product builder you can purchase everything you need via our secure online shop

**Fax:**

**0871 6663549**

**Email:**

**[sales@shape-seating.com](mailto:sales@shape-seating.com)**

**Post:**

**Shape Posture Seating Rutland Mill, Coombs Road  
Bakewell, Derbyshire. DE45 1AQ**

**In person:**

At our showroom at the above address. We are open Monday to Friday, 9am to 5pm.

# TERMS & CONDITIONS

## 1. Definitions

**Customer:** the person who buys or agrees to buy the goods or services from the Company.

**Conditions:** the terms and conditions of sale as set out in this document and any special terms and conditions agreed in writing by the Company.

**Goods:** the articles which the Customer agrees to buy from the Company. **Price:** the price of the Goods, excluding VAT and any carriage, packaging and insurance costs.

**Company:** means Shape Design Contracts Ltd Trading as Shape Posture Seating.

## 2. Conditions

2.1 These conditions shall form the basis of the contract between the Company and the Customer in relation to the sale of Goods and Services to the exclusion of all other terms and conditions including the Company's standard conditions of purchase or any other conditions which the Company may purport to apply under any purchase order or confirmation of order or any other document. 2.2 All orders for Goods shall be deemed to be an offer by the Customer to purchase Goods from the Company pursuant to these Conditions.

2.3 Acceptance of delivery of the Goods shall be deemed to be conclusive evidence of the Customer's acceptance of these Conditions.

2.4 When requested, the Company shall submit to the Customer a document which shall specify the goods and services to be supplied and the price payable. If the Customer does not agree with any of the contents of this Document the Customer shall notify the Company immediately.

2.5 The Company shall endeavour to complete the services within the estimated timeframe but time shall not be the essence in the performance of any services.

2.6 These Conditions may not be varied except by the written agreement of a Director of Shape Design Contracts Ltd.

## 3. Price and Payment

3.1 The price shall be the price quoted on the Company's confirmation (where such a document has been created) The price is exclusive of carriage costs which the Customer will pay in addition, and VAT which shall be due at the rate in force on the Company's invoice.

3.2 The Company shall invoice the Customer at the time the Goods are dispatched or the Services are provided.

3.3 Where the Customer has an approved credit account, payment of the price for the Goods is due 14 days after the date of invoice.

3.4 At the discretion of the Company, the Customer may request a trial period for the Goods with the option of returning the Goods within 14 days of receipt should the Goods prove unsuitable. This request should be made by the Customer at the time of placing the order otherwise the invoice will be due on receipt. If the option to trial the Goods has been agreed between the Company and the Customer, the Customer must inform the Company within 14 days of the delivery of the Goods that they wish to return the Goods.

3.5 Interest on overdue invoices shall accrue from the date when payment becomes due calculated on a daily basis until the date of payment at the rate of 2.5% per annum above the Bank of England base rate from time to time in force.

## 4. Goods

4.1 All Goods shall be as set out in the Company's confirmation of order. No description, specification or illustration contained in any product leaflet or other sales or marketing literature of the Company and no representation written or oral, correspondence or statement shall form part of the contract.

## 5. Warranties

5.1 The Company warrants that the Goods will at the time of delivery correspond to the description given by the Company in the confirmation of order. (Except where the Customer is dealing as a consumer (as defined in section 12 of the Unfair Contract Terms Act 1977), all other warranties, conditions or terms relating to fitness for purpose, quality or condition of the Goods are excluded).

5.2 Different products carry different periods of warranty and these can be supplied when requested by the Customer as appropriate.

5.3 The Company warrants that the services provided under this Agreement shall be performed using reasonable skill and care, and of a quality conforming to generally accepted industry standards and practices.

## 6. Delivery of Goods and Services

6.1 The date of delivery specified by the Company is an estimate only and time of delivery shall not be of the essence of the contract. The Company shall not be liable to the Customer for any loss or damages whether arising directly or indirectly by any delay in the delivery of the Goods or Services.

6.2 Delivery of the Goods shall be made to the Customer's address. The Customer shall make all arrangements necessary to take delivery of the Goods on the day notified by the Company for delivery.

7. Work Place Assessments and Suggestions for Equipment

7.1 On site Work Place Assessments followed by a written report will be charged at the quoted price plus expenses.

7.2 It is generally the Company's policy to offer on site verbal assessments, followed by a written quotation, without charge providing the Customer proceeds with the purchase of any product suggestions. The Company reserves the right to charge a notional £30.00 for any visit made that does not result in the purchase of equipment.

7.3 Any suggestions for trial of equipment as a result of a Work Place Assessment carried out by the Company should not be construed as medical opinion. Curriculum Vitae for our Assessors are available on request.

7.4 All information supplied by the Customer will be treated in accordance with the Data Protection Act.

7.5 If, as a result of an Assessment carried out by the Company, the Customer asks the Company to provide the suggested equipment for a 14 day trial period, the Company will ensure that this equipment is set up according to the Assessment.

7.6 The Company shall not be liable to the Customer for any equipment supplied and/or set up by another company.

7.7 When the Company and Customer agree on a date to carry out the Service of a Work Place Assessment, the Customer shall make all arrangements necessary to be available at the agreed time and place. 7.8 The Customer will give the Company 24 hours notice of any change in the prior agreement. If the Company is not notified in time to change the arrangement all reasonable costs for time and travel will be met by the Customer.

## 8. Title and Risk

8.1 All risk in the Goods shall pass on delivery to the Customer's address. 8.2 Notwithstanding the earlier passing of risk, the title on the Goods shall remain with the Company and shall not pass to the Customer until the amount due under the invoice for them (including interest and costs) has been paid in full.

## 9. General

9.1 To enable the Company to meet its obligations under this Agreement the customer shall provide the Company with all necessary permissions and consents i.e. Purchase Order Numbers, which may be required before the commencement of the Services.

9.2 Nothing in this Agreement is intended to, nor shall it confer any rights on a third party whether under the Contracts (Rights of Third Parties) Act 1999 or otherwise.

## 10. Force Majeure

The Company shall not be liable to the Customer if the performance of any of its obligations is delayed or prevented by any matter outside the Company's reasonable control. Such matters include, but are not limited to, fire, flood, lightning, extreme weather conditions, acts of terrorism or vandalism industrial disputes of any kind, actions of local or national government, war, power surges.

## 11. Governing Law and Jurisdiction

This Agreement shall be governed by and construed in accordance with the law of England and the parties hereby submit to the exclusive jurisdiction of the English courts.





Phone: 01629 814656  
Fax: 0871 6663549  
Online: [www.shape-seating.com](http://www.shape-seating.com)  
Email: [sales@shape-seating.com](mailto:sales@shape-seating.com)  
Post: Shape Posture Seating Rutland Mill, Coombs Road Bakewell, Derbyshire. DE45 1AQ  
We are open Monday to Friday, 9am to 5pm.